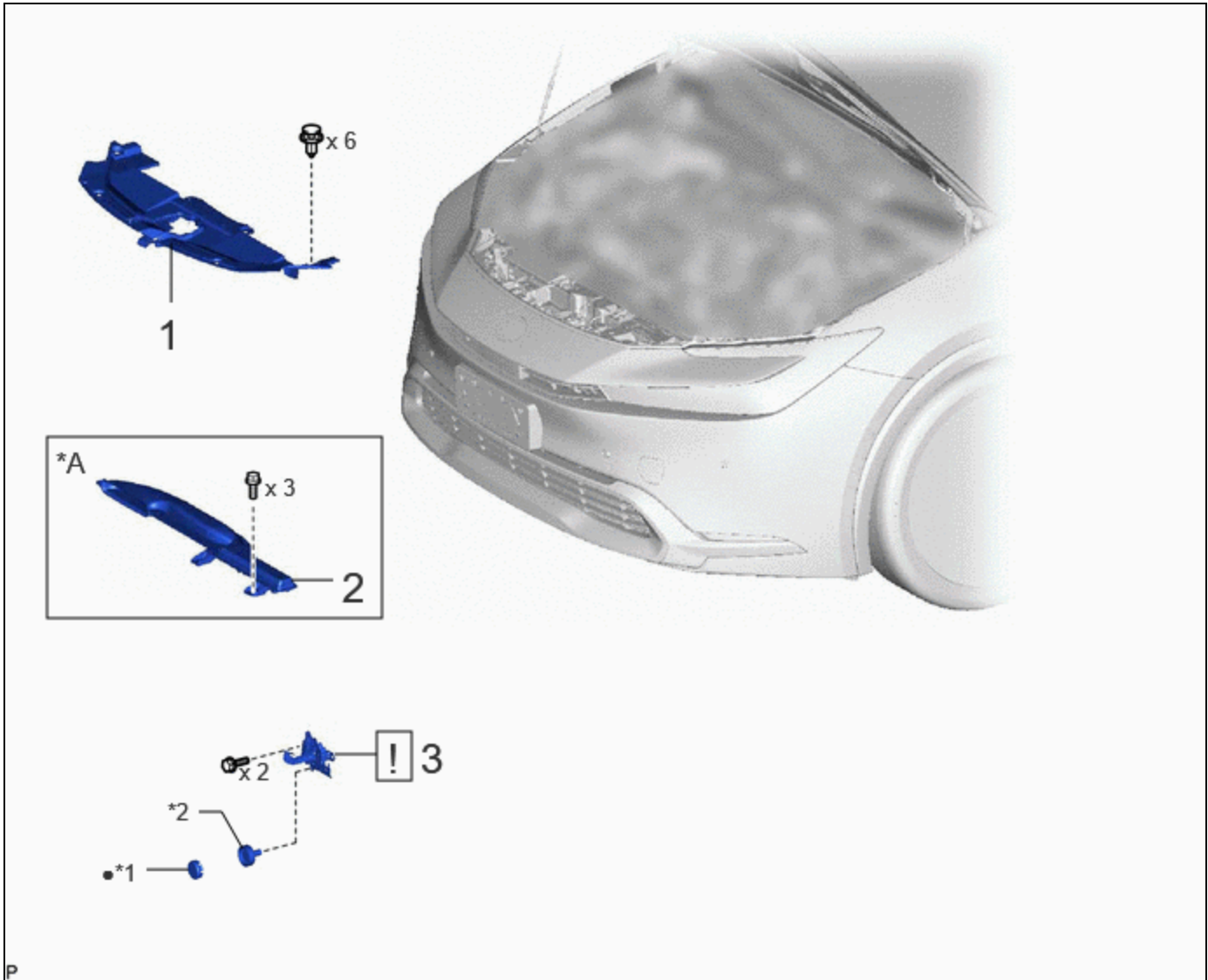





Last Modified: 12-04-2024	6.11:8.1.0	Doc ID: RM1000000290DK
Model Year Start: 2023	Model: Prius Prime	Prod Date Range: [12/2022 -]
Title: THEFT DETERRENT / KEYLESS ENTRY: ENGINE HOOD COURTESY SWITCH: REMOVAL; 2023 - 2024 MY Prius Prius Prime [12/2022 -]		




REMOVAL

CAUTION / NOTICE / HINT

COMPONENTS (REMOVAL)



PROCEDURE		PART NAME CODE			
1	RADIATOR SUPPORT OPENING COVER	53289A	-	-	-
2	NO. 1 AIR CLEANER INLET	17751	-	-	-

PROCEDURE	PART NAME CODE			
3 ENGINE HOOD COURTESY SWITCH (HOOD LOCK ASSEMBLY)	53510H	INFO	-	-

*A	for M20A-FXS	-	-
*1	HOOD LOCK NUT CAP	*2	HOOD LOCK BOLT
•	Non-reusable part	-	-

PROCEDURE


1. REMOVE RADIATOR SUPPORT OPENING COVER

Click here [INFO](#)

2. REMOVE NO. 1 AIR CLEANER INLET (for M20A-FXS)

Click here [INFO](#)

3. REMOVE ENGINE HOOD COURTESY SWITCH (HOOD LOCK ASSEMBLY)

	Click here INFO
---	---------------------------------

