

Last Modified: 12-04-2024	6.11:8.1.0	Doc ID: RM1000000029QEW
Model Year Start: 2023	Model: Prius Prime	Prod Date Range: [12/2022 -]
Title: EXTERIOR PANELS / TRIM: FRONT FENDER: REASSEMBLY; 2023 - 2024 MY Prius Prius Prime [12/2022 -]		

REASSEMBLY

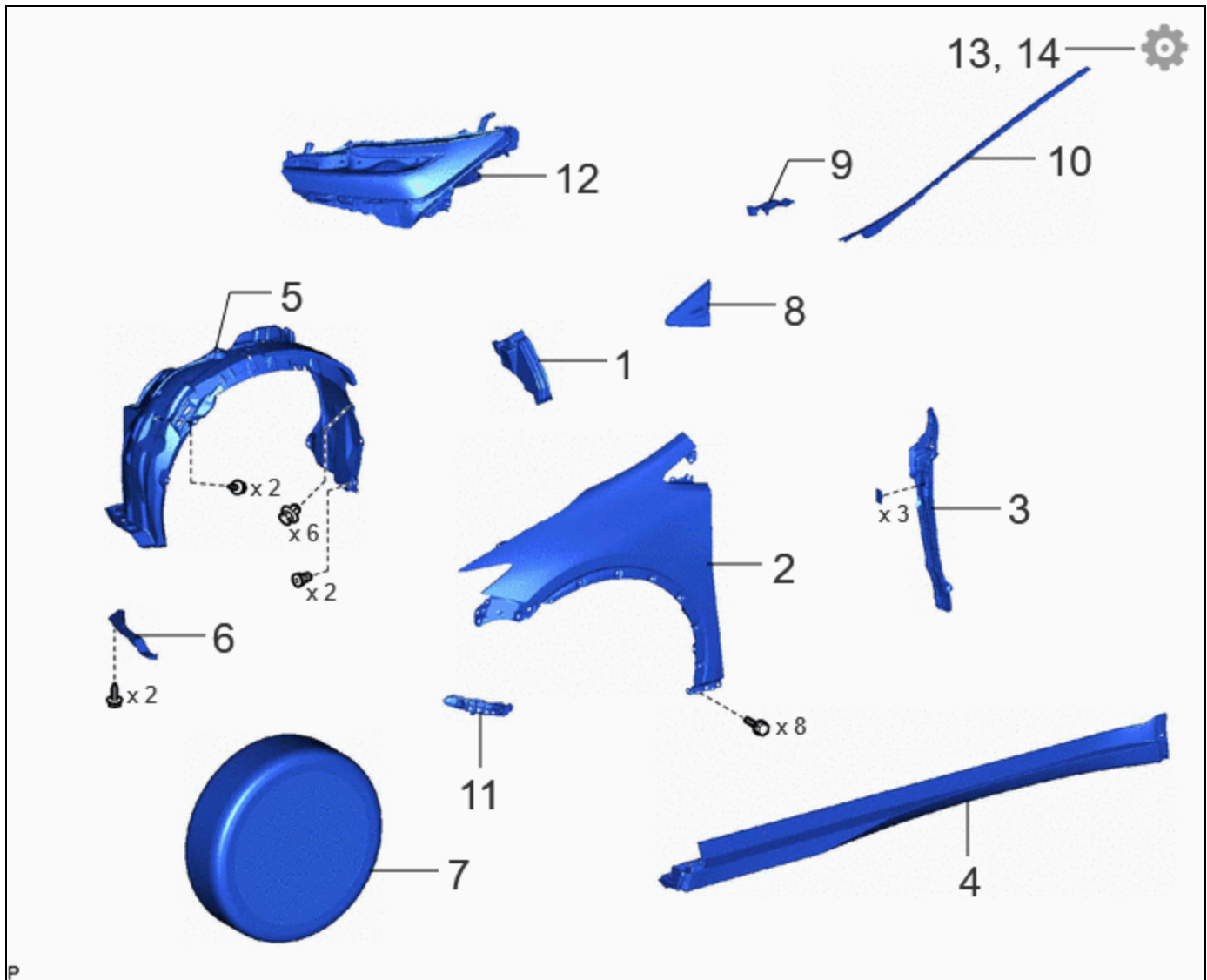
CAUTION / NOTICE / HINT




HINT:

- Use the same procedure for the RH side and LH side.
- The following procedure is for the LH side.

CAUTION / NOTICE / HINT

COMPONENTS (REASSEMBLY)



	PROCEDURE	PART NAME CODE			
1	NO. 2 FRONT SIDE AIR GUIDE	53154E	-	-	-
2	FRONT FENDER SUB-ASSEMBLY	53802	-	-	-
3	FRONT FENDER SIDE PANEL PROTECTOR	53828B	-	-	-
4	BODY ROCKER PANEL MOULDING ASSEMBLY	75860A	-	-	-
5	FRONT FENDER LINER	53876A	-	-	-
6	FRONT WHEEL OPENING EXTENSION PAD	53852B	-	-	-
7	WHEEL ASSEMBLY	-	-	-	-
8	FRONT PILLAR UPPER COVER SUB-ASSEMBLY	60118	-	-	-
9	COWL WATER EXTRACT SHIELD	55754F	-	-	-
10	WINDSHIELD LOWER OUTSIDE MOULDING	75536D	-	-	-
11	FRONT BUMPER SIDE SUPPORT	52116A	-	-	-
12	HEADLIGHT ASSEMBLY	-	-	-	-
13	ADJUST FRONT DOOR SUB-ASSEMBLY	-	-	-	INFO
14	ADJUST HOOD SUB-ASSEMBLY	53301	-	-	INFO

PROCEDURE

1. INSTALL NO. 2 FRONT SIDE AIR GUIDE

2. INSTALL FRONT FENDER SUB-ASSEMBLY

3. INSTALL FRONT FENDER SIDE PANEL PROTECTOR

4. INSTALL BODY ROCKER PANEL MOULDING ASSEMBLY

Click here [INFO](#)

5. INSTALL FRONT FENDER LINER

6. INSTALL FRONT WHEEL OPENING EXTENSION PAD

7. INSTALL WHEEL ASSEMBLY

Click here [INFO](#)

8. INSTALL FRONT PILLAR UPPER COVER SUB-ASSEMBLY

9. INSTALL COWL WATER EXTRACT SHIELD

10. INSTALL WINDSHIELD LOWER OUTSIDE MOULDING

Click here [INFO](#)

11. INSTALL FRONT BUMPER SIDE SUPPORT

12. INSTALL HEADLIGHT ASSEMBLY

Click here [INFO](#)

13. ADJUST FRONT DOOR SUB-ASSEMBLY

Click here [INFO](#)

14. ADJUST HOOD SUB-ASSEMBLY

Click here [INFO](#)

