

<b>Last Modified:</b> 12-04-2024	6.11:8.1.0	<b>Doc ID:</b> RM1000000029250
<b>Model Year Start:</b> 2023	<b>Model:</b> Prius Prime	<b>Prod Date Range:</b> [12/2022 - ]
<b>Title:</b> DOOR / HATCH: POWER BACK DOOR TOUCH SENSOR: INSTALLATION; 2023 - 2024 MY Prius Prius Prime [12/2022 - ]		

## INSTALLATION

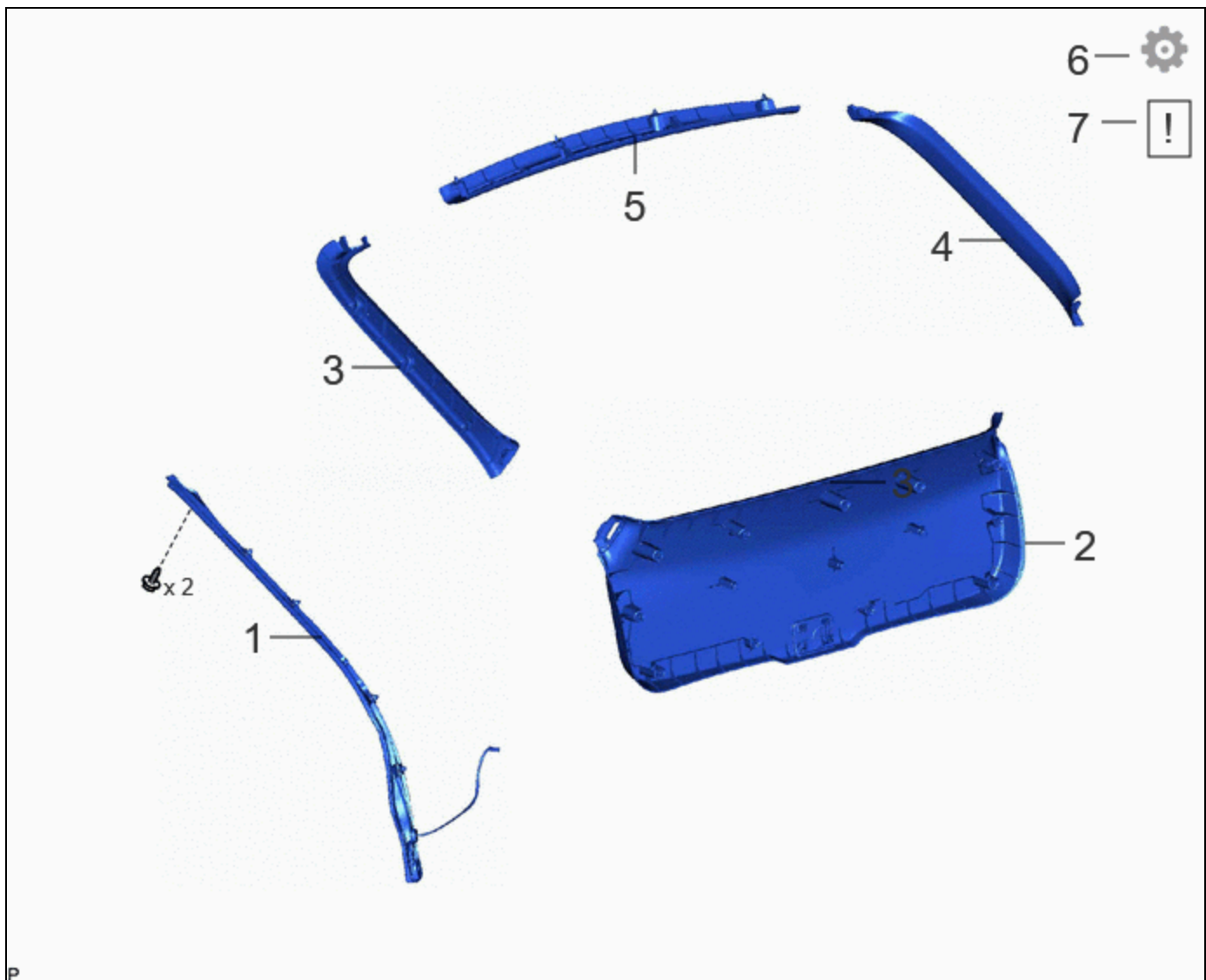
### CAUTION / NOTICE / HINT




#### HINT:

- Use the same procedure for the RH side and LH side.
- The following procedure is for the LH side.

### CAUTION / NOTICE / HINT

#### COMPONENTS (INSTALLATION)




	PROCEDURE	PART NAME CODE			
1	POWER BACK DOOR SENSOR ASSEMBLY	84280D	-	-	-
2	BACK DOOR TRIM BOARD ASSEMBLY	67750	-	-	-
3	BACK DOOR SIDE GARNISH LH	67938A	-	-	-
4	BACK DOOR SIDE GARNISH RH	67937B	-	-	-
5	BACK DOOR UPPER TRIM PANEL ASSEMBLY	64790B	-	-	-
6	INITIALIZE POWER BACK DOOR SYSTEM	-	-	-	<a href="#">INFO</a>
7	INSPECT POWER BACK DOOR SYSTEM	-	<a href="#">INFO</a>	-	-

## **PROCEDURE**

- 1. INSTALL POWER BACK DOOR SENSOR ASSEMBLY**
- 2. INSTALL BACK DOOR TRIM BOARD ASSEMBLY**
- 3. INSTALL BACK DOOR SIDE GARNISH LH**
- 4. INSTALL BACK DOOR SIDE GARNISH RH**
- 5. INSTALL BACK DOOR UPPER TRIM PANEL ASSEMBLY**
- 6. INITIALIZE POWER BACK DOOR SYSTEM**

Click here [INFO](#)

- 7. INSPECT POWER BACK DOOR SYSTEM**

	Click here <a href="#">INFO</a>
---	---------------------------------

