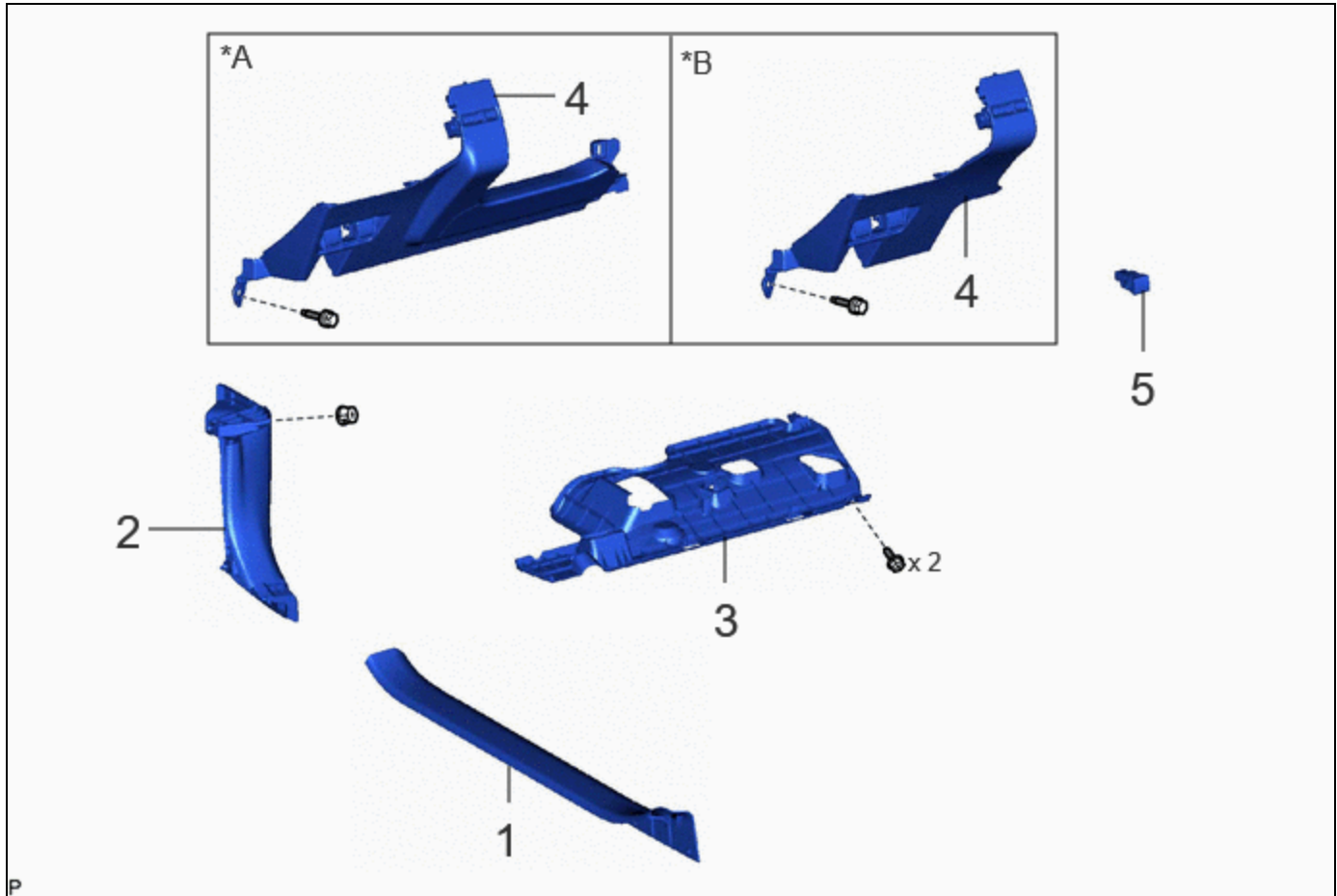





<b>Last Modified:</b> 12-04-2024	6.11:8.1.0	<b>Doc ID:</b> RM100000002925D
<b>Model Year Start:</b> 2023	<b>Model:</b> Prius Prime	<b>Prod Date Range:</b> [12/2022 - ]
<b>Title:</b> DOOR / HATCH: POWER BACK DOOR CONTROL SWITCH: REMOVAL; 2023 - 2024 MY Prius Prius Prime [12/2022 - ]		

## REMOVAL

### CAUTION / NOTICE / HINT

#### COMPONENTS (REMOVAL)



PROCEDURE		PART NAME CODE			
1	FRONT DOOR SCUFF PLATE LH	67914	-	-	-
2	COWL SIDE TRIM BOARD LH	62112	-	-	-
3	NO. 1 INSTRUMENT PANEL UNDER COVER SUB-ASSEMBLY	55606	-	-	-
4	LOWER INSTRUMENT PANEL FINISH PANEL ASSEMBLY	55480D	-	-	-
5	POWER BACK DOOR CONTROL SWITCH	84966	-	-	-

*A	w/o Knee Airbag	*B	w/ Knee Airbag
----	-----------------	----	----------------

## **PROCEDURE**

### **1. REMOVE FRONT DOOR SCUFF PLATE LH**

Click here [INFO](#)

### **2. REMOVE COWL SIDE TRIM BOARD LH**

Click here [INFO](#)

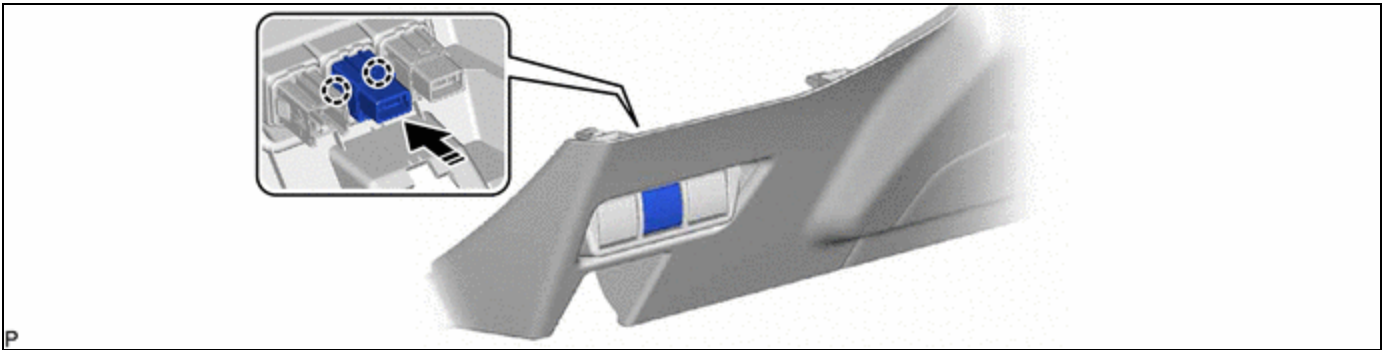
### **3. REMOVE NO. 1 INSTRUMENT PANEL UNDER COVER SUB-ASSEMBLY**

Click here [INFO](#)

### **4. REMOVE LOWER INSTRUMENT PANEL FINISH PANEL ASSEMBLY**

Click here [INFO](#)

### **5. REMOVE POWER BACK DOOR CONTROL SWITCH**



	Remove in this Direction	-	-
--	--------------------------	---	---

