

Last Modified: 12-04-2024	6.11:8.1.0	Doc ID: RM1000000291KD
Model Year Start: 2023	Model: Prius Prime	Prod Date Range: [12/2022 -]
Title: SETUP: WHEN REPLACING OR REMOVING/INSTALLING PARTS: UPDATE ECU SECURITY KEY; 2023 - 2024 MY Prius Prius Prime [12/2022 -]		

UPDATE ECU SECURITY KEY

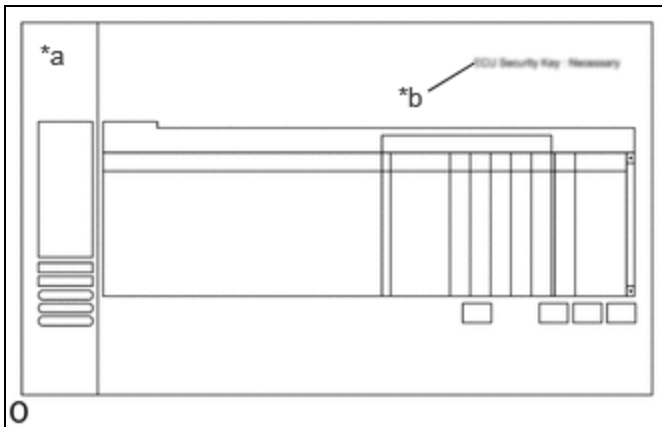
UPDATE ECU SECURITY KEY

NOTICE:

- It is necessary to log in to the Toyota server to perform an ECU security key update.
- Users other than Toyota dealers can log in with a guest account issued when an ECU is ordered.

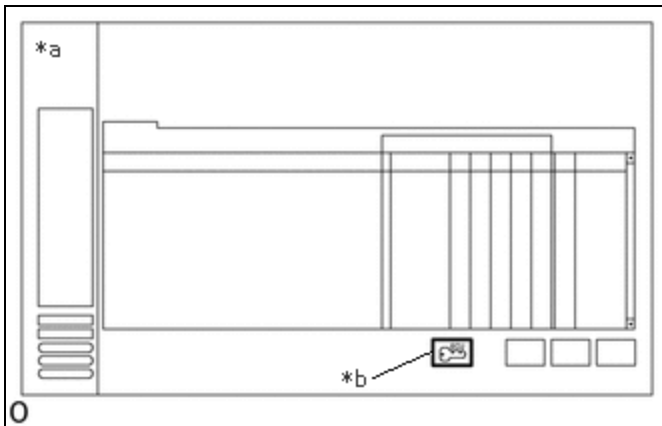
(a) When using the GTS

- (1) Enter the following menus: System Select / Health Check.
- (2) Check whether "ECU Security Key: Necessary" is displayed in the upper right corner of the GTS screen.



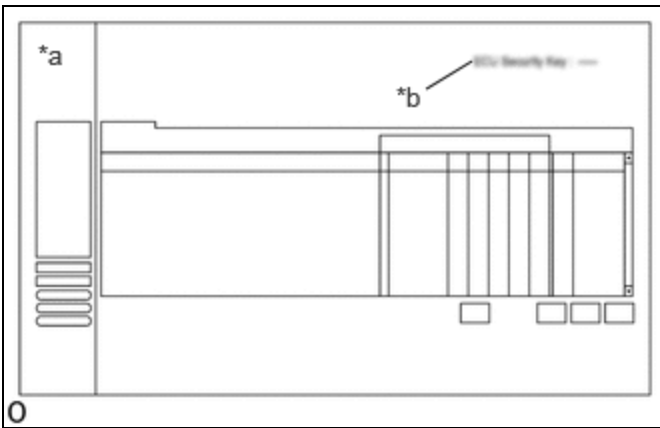
*a	GTS Health Check Screen
*b	"ECU Security Key: Necessary"

- (3) If "ECU Security Key: Necessary" is displayed, follow the prompts on the GTS screen to update the ECU security key.



*a	GTS Health Check Screen
*b	Perform ECU Security Key Update Icon

- (4) When the ECU security key update is completed, enter the following menus: System Select / Health Check.
- (5) Check that "ECU Security Key: -" is displayed, and clear the RoB.



*a	GTS Health Check Screen
*b	"ECU Security Key: -"

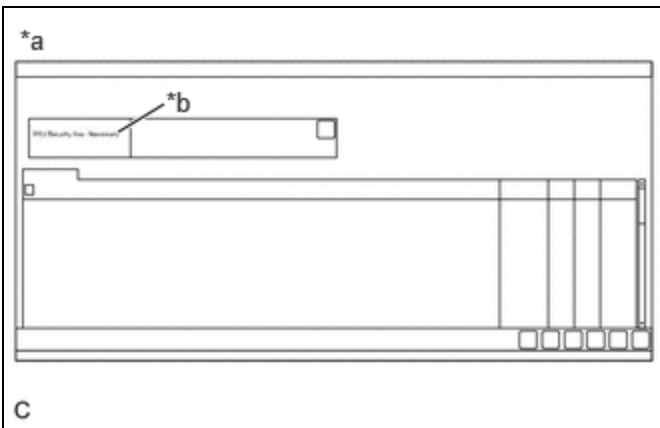
NOTICE:

If "ECU Security Key: Necessary" is displayed in the upper right corner of the GTS screen, perform the ECU security key update again.

(b) When using the GTS+

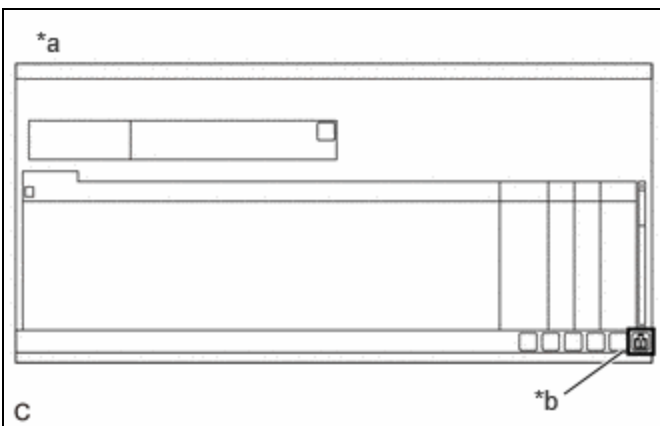
(1) Enter the following menus: System Select / Health Check.

(2) Check whether "ECU Security Key: Necessary" is displayed in the upper right corner of the GTS+ screen.



*a	GTS+ Health Check Screen
*b	"ECU Security Key: Necessary"

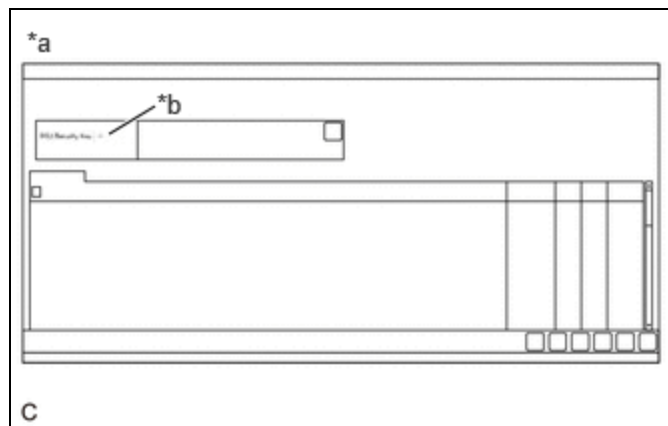
(3) If "ECU Security Key: Necessary" is displayed, follow the prompts on the GTS+ screen to update the ECU security key.



*a	GTS+ Health Check Screen
*b	Perform ECU Security Key Update Icon

(4) When the ECU security key update is completed, enter the following menus: System Select / Health Check.

(5) Check that "ECU Security Key: -" is displayed, and clear the RoB.



*a	GTS+ Health Check Screen
*b	"ECU Security Key: -"

NOTICE:

If "ECU Security Key: Necessary" is displayed in the upper right corner of the GTS+ screen, perform the ECU security key update again.

