

Last Modified: 12-04-2024	6.11:8.1.0	Doc ID: RM10000002AL04
Model Year Start: 2023	Model: Prius Prime	Prod Date Range: [03/2023 -]
Title: ADVANCED DRIVER ASSISTANCE SYSTEM: DRIVER MONITOR ECU: REMOVAL; 2023 - 2024 MY Prius Prius Prime [03/2023 -]		

REMOVAL

CAUTION / NOTICE / HINT


The necessary procedures (adjustment, calibration, initialization or registration) that must be performed after parts are removed and installed, or replaced during driver monitor ECU assembly removal/installation are shown below.




Necessary Procedures After Parts Removed/Installed/Replaced

REPLACED PART OR PERFORMED PROCEDURE	NECESSARY PROCEDURES	EFFECT/INOPERATIVE FUNCTION WHEN NECESSARY PROCEDURES ARE NOT PERFORMED	LINK
Driver Monitor ECU Assembly	Software version confirmation	<ul style="list-style-type: none"> • Driver Monitor Camera System • Traffic Jam Assist System 	INFO

CAUTION / NOTICE / HINT

COMPONENTS (REMOVAL)



	PROCEDURE	PART NAME CODE			
1	DCM (TELEMATICS TRANSCEIVER) WITH BRACKET	-	-	-	-
2	DRIVER MONITOR ECU ASSEMBLY	86470	-	-	-

PROCEDURE

1. REMOVE DCM (TELEMATICS TRANSCEIVER) WITH BRACKET

Click here [INFO](#)

2. REMOVE DRIVER MONITOR ECU ASSEMBLY

