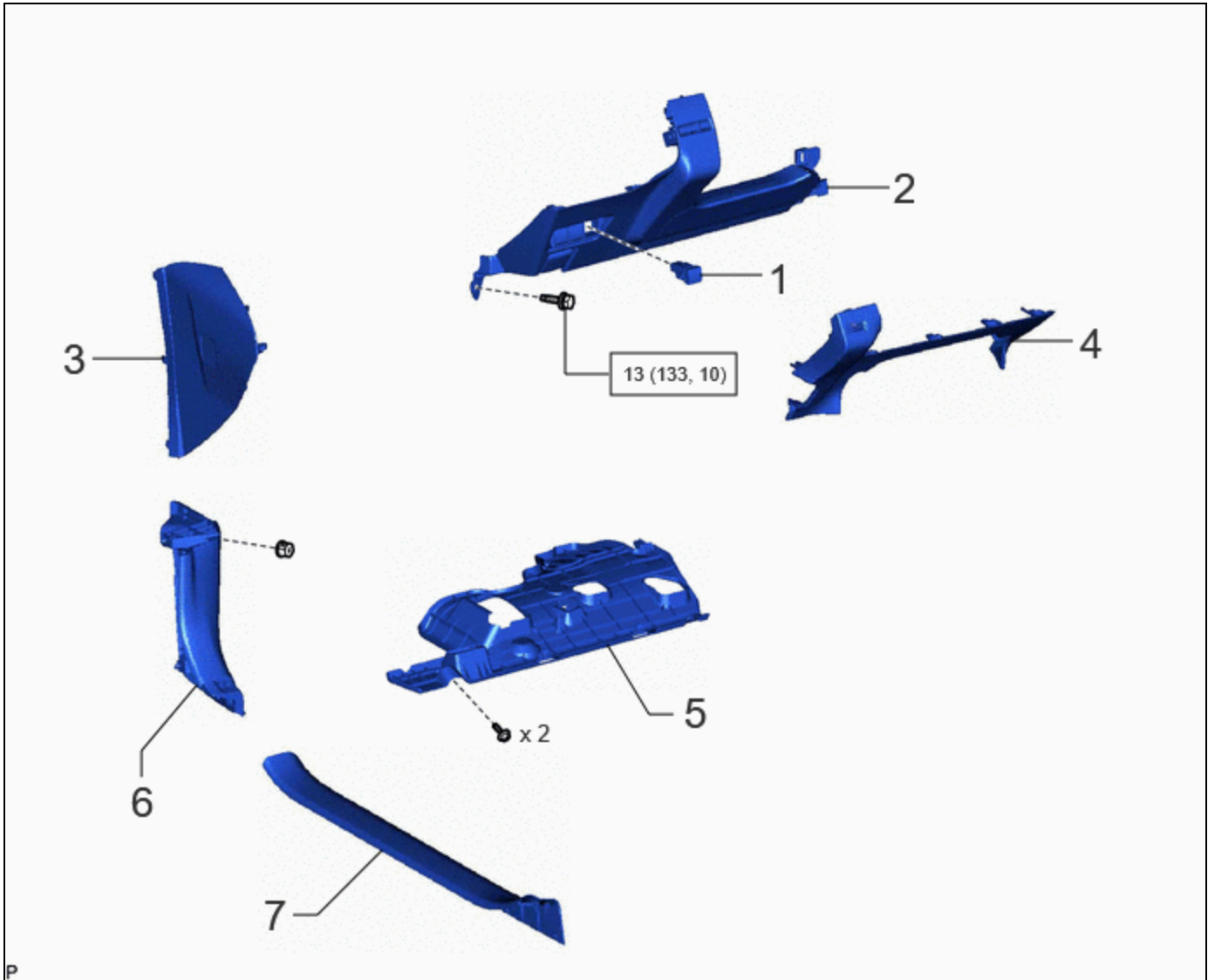


Last Modified: 12-04-2024	6.11:8.1.0	Doc ID: RM100000002B4MS
Model Year Start: 2023	Model: Prius Prime	Prod Date Range: [03/2023 -]
Title: POWER OUTLETS (INT): POWER OUTLET SWITCH: INSTALLATION; 2023 - 2024 MY Prius Prius Prime [03/2023 -]		




INSTALLATION


CAUTION / NOTICE / HINT

COMPONENTS (INSTALLATION)



PROCEDURE		PART NAME CODE			
1	POWER OUTLET SWITCH	84485C	-	-	-
2	LOWER INSTRUMENT PANEL FINISH PANEL ASSEMBLY	55480D	-	-	-

	PROCEDURE	PART NAME CODE			
3	INSTRUMENT SIDE PANEL LH	55318C	-	-	-
4	LOWER CENTER INSTRUMENT PANEL FINISH PANEL	55434B	-	-	-
5	NO. 1 INSTRUMENT PANEL UNDER COVER SUB-ASSEMBLY	55606	-	-	-
6	COWL SIDE TRIM BOARD LH	62112	-	-	-
7	FRONT DOOR SCUFF PLATE LH	67914	-	-	-

	N*m (kgf*cm, ft.*lbf): Specified torque	-	-
---	---	---	---

PROCEDURE

- 1. INSTALL POWER OUTLET SWITCH**
- 2. INSTALL LOWER INSTRUMENT PANEL FINISH PANEL ASSEMBLY**
- Click here [INFO](#)
- 3. INSTALL INSTRUMENT SIDE PANEL LH**
- 4. INSTALL LOWER CENTER INSTRUMENT PANEL FINISH PANEL**
- 5. INSTALL NO. 1 INSTRUMENT PANEL UNDER COVER SUB-ASSEMBLY**
- 6. INSTALL COWL SIDE TRIM BOARD LH**
- 7. INSTALL FRONT DOOR SCUFF PLATE LH**

