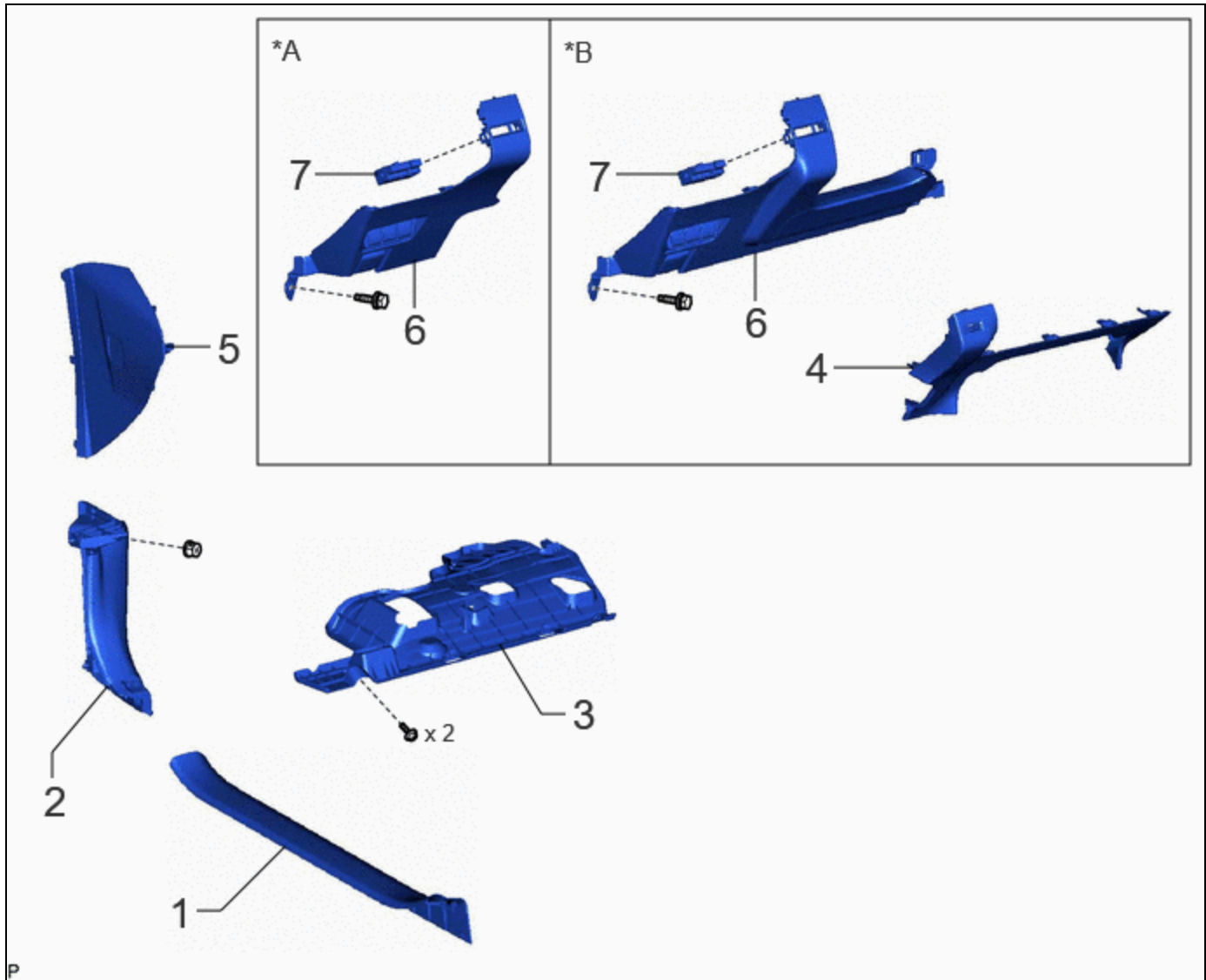





| | | |
|--|---------------------------|--------------------------------------|
| Last Modified: 12-04-2024 | 6.11:8.1.0 | Doc ID: RM100000002907X |
| Model Year Start: 2023 | Model: Prius Prime | Prod Date Range: [12/2022 -] |
| Title: METER / GAUGE / DISPLAY: TRIP SWITCH: REMOVAL; 2023 - 2024 MY Prius Prius Prime [12/2022 -] | | |




REMOVAL

CAUTION / NOTICE / HINT

COMPONENTS (REMOVAL)



| | PROCEDURE | PART NAME CODE |  |  |  |
|---|---|----------------|---|---|---|
| 1 | FRONT DOOR SCUFF PLATE LH | 67914 | - | - | - |
| 2 | COWL SIDE TRIM BOARD LH | 62112 | - | - | - |
| 3 | NO. 1 INSTRUMENT PANEL UNDER COVER SUB-ASSEMBLY | 55606 | - | - | - |

| | PROCEDURE | PART NAME CODE |  |  |  |
|---|--|----------------|---|---|--|
| 4 | LOWER CENTER INSTRUMENT PANEL FINISH PANEL | 55434B | - | - | - |
| 5 | INSTRUMENT SIDE PANEL LH | 55318C | - | - | - |
| 6 | LOWER INSTRUMENT PANEL FINISH PANEL ASSEMBLY | 55480D | - | - | - |
| 7 | TRIP SWITCH | 84975 | - | - | - |

| | | | |
|----|----------------|----|-----------------|
| *A | w/ Knee Airbag | *B | w/o Knee Airbag |
|----|----------------|----|-----------------|

PROCEDURE

1. REMOVE FRONT DOOR SCUFF PLATE LH

Click here [INFO](#)

2. REMOVE COWL SIDE TRIM BOARD LH

Click here [INFO](#)

3. REMOVE NO. 1 INSTRUMENT PANEL UNDER COVER SUB-ASSEMBLY

Click here [INFO](#)

4. REMOVE LOWER CENTER INSTRUMENT PANEL FINISH PANEL (w/o Knee Airbag)

Click here [INFO](#)

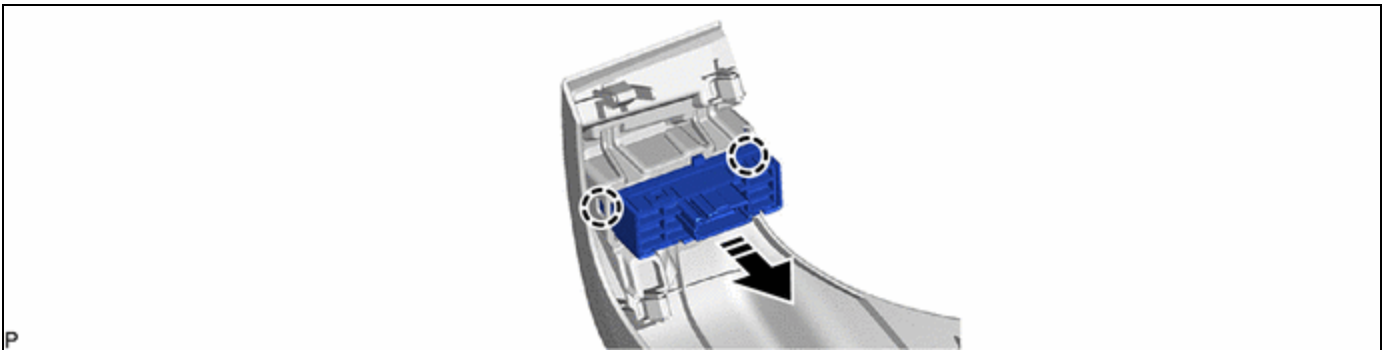
5. REMOVE INSTRUMENT SIDE PANEL LH


Click here [INFO](#)

6. REMOVE LOWER INSTRUMENT PANEL FINISH PANEL ASSEMBLY

Click here [INFO](#)

7. REMOVE TRIP SWITCH



| | | | |
|---|--------------------------|---|---|
|  | Remove in this Direction | - | - |
|---|--------------------------|---|---|

