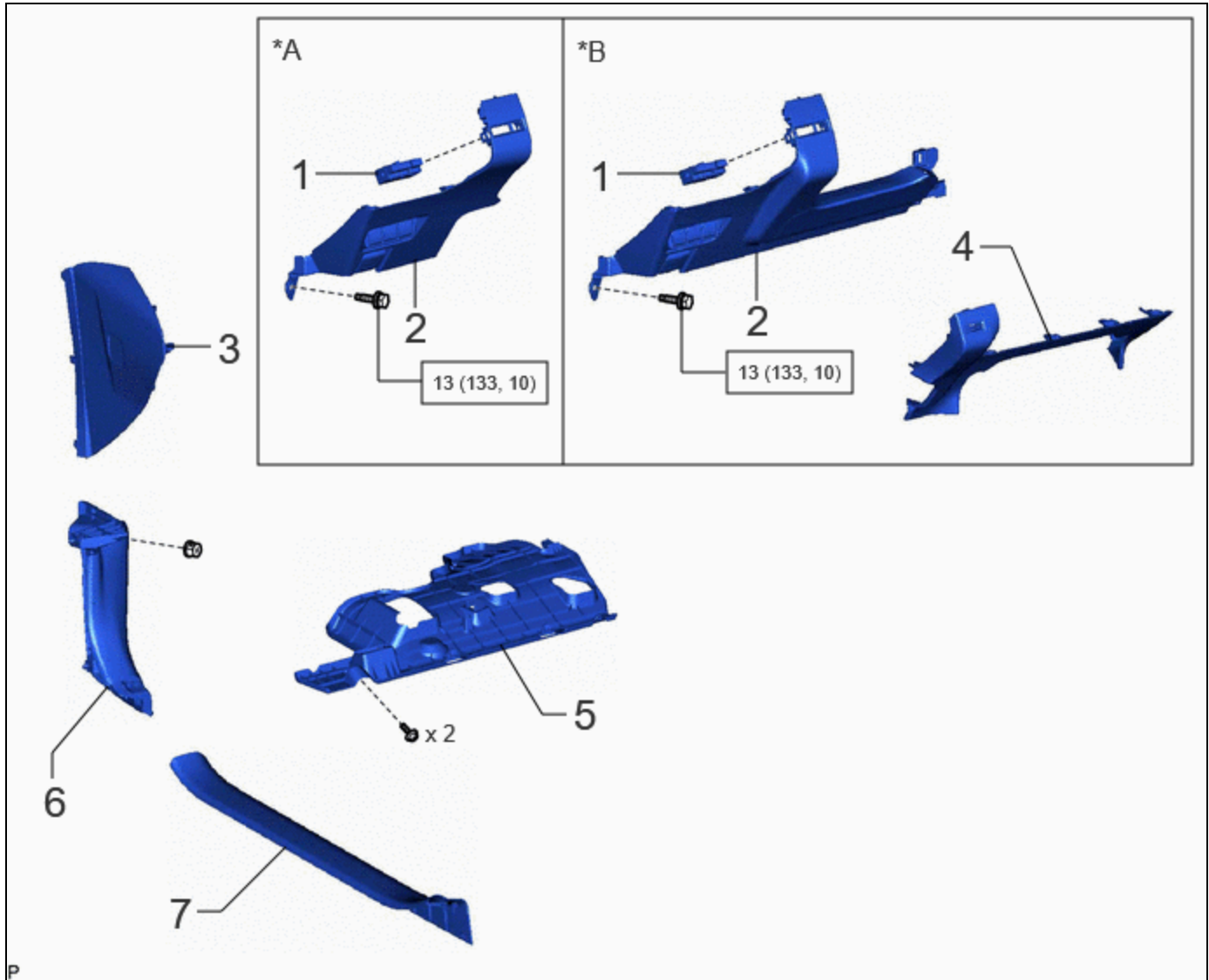


Last Modified: 12-04-2024	6.11:8.1.0	Doc ID: RM100000002907V
Model Year Start: 2023	Model: Prius Prime	Prod Date Range: [12/2022 -]
Title: METER / GAUGE / DISPLAY: TRIP SWITCH: INSTALLATION; 2023 - 2024 MY Prius Prius Prime [12/2022 -]		




INSTALLATION


CAUTION / NOTICE / HINT

COMPONENTS (INSTALLATION)



PROCEDURE		PART NAME CODE			
1	TRIP SWITCH	84975	-	-	-
2	LOWER INSTRUMENT PANEL FINISH PANEL ASSEMBLY	55480D	-	-	-

	PROCEDURE	PART NAME CODE			
3	INSTRUMENT SIDE PANEL LH	55318C	-	-	-
4	LOWER CENTER INSTRUMENT PANEL FINISH PANEL	55434B	-	-	-
5	NO. 1 INSTRUMENT PANEL UNDER COVER SUB-ASSEMBLY	55606	-	-	-
6	COWL SIDE TRIM BOARD LH	62112	-	-	-
7	FRONT DOOR SCUFF PLATE LH	67914	-	-	-

*A	w/ Knee Airbag	*B	w/o Knee Airbag
	N*m (kgf*cm, ft.*lbf): Specified torque	-	-

PROCEDURE

1. INSTALL TRIP SWITCH

2. INSTALL LOWER INSTRUMENT PANEL FINISH PANEL ASSEMBLY

Click here [INFO](#)

3. INSTALL INSTRUMENT SIDE PANEL LH

4. INSTALL LOWER CENTER INSTRUMENT PANEL FINISH PANEL (w/o Knee Airbag)

5. INSTALL NO. 1 INSTRUMENT PANEL UNDER COVER SUB-ASSEMBLY

6. INSTALL COWL SIDE TRIM BOARD LH

7. INSTALL FRONT DOOR SCUFF PLATE LH

