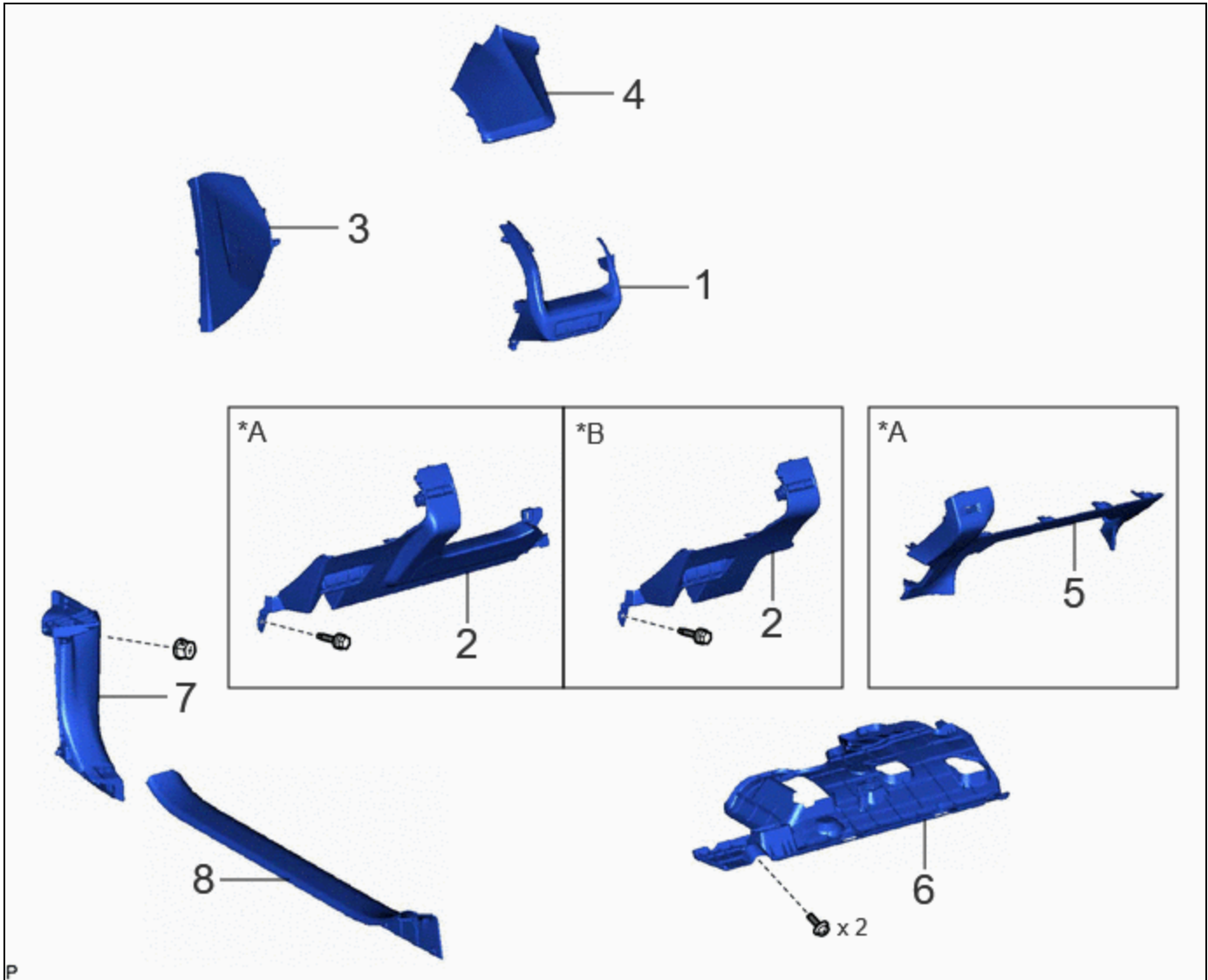


<b>Last Modified:</b> 12-04-2024	6.11:8.1.0	<b>Doc ID:</b> RM1000000029ZPU
<b>Model Year Start:</b> 2023	<b>Model:</b> Prius Prime	<b>Prod Date Range:</b> [12/2022 - ]
<b>Title:</b> LIGHTING (INT): AMBIENT LIGHT (for Driver Side): INSTALLATION; 2023 - 2024 MY Prius Prius Prime [12/2022 - ]		




## INSTALLATION

### CAUTION / NOTICE / HINT

#### COMPONENTS (INSTALLATION)



PROCEDURE		PART NAME CODE			
1	NO. 1 INSTRUMENT PANEL LIGHT ASSEMBLY (NO. 1 INSTRUMENT PANEL GARNISH SUB-ASSEMBLY)	55011A	-	-	-

	PROCEDURE	PART NAME CODE			
2	LOWER INSTRUMENT PANEL FINISH PANEL ASSEMBLY	55480D	-	-	-
3	INSTRUMENT SIDE PANEL LH	55318C	-	-	-
4	INSTRUMENT CLUSTER FINISH PANEL ASSEMBLY	55410C	-	-	-
5	LOWER CENTER INSTRUMENT PANEL FINISH PANEL	55434B	-	-	-
6	NO. 1 INSTRUMENT PANEL UNDER COVER SUB-ASSEMBLY	55606	-	-	-
7	COWL SIDE TRIM BOARD LH	62112	-	-	-
8	FRONT DOOR SCUFF PLATE LH	67914	-	-	-

*A	w/o Knee Airbag	*B	w/ Knee Airbag
----	-----------------	----	----------------

## **PROCEDURE**

- 1. INSTALL NO. 1 INSTRUMENT PANEL LIGHT ASSEMBLY (NO. 1 INSTRUMENT PANEL GARNISH SUB-ASSEMBLY)**
- 2. INSTALL LOWER INSTRUMENT PANEL FINISH PANEL ASSEMBLY**
- 3. INSTALL INSTRUMENT SIDE PANEL LH**
- 4. INSTALL INSTRUMENT CLUSTER FINISH PANEL ASSEMBLY**
- 5. INSTALL LOWER CENTER INSTRUMENT PANEL FINISH PANEL**
- 6. INSTALL NO. 1 INSTRUMENT PANEL UNDER COVER SUB-ASSEMBLY**
- 7. INSTALL COWL SIDE TRIM BOARD LH**
- 8. INSTALL FRONT DOOR SCUFF PLATE LH**

