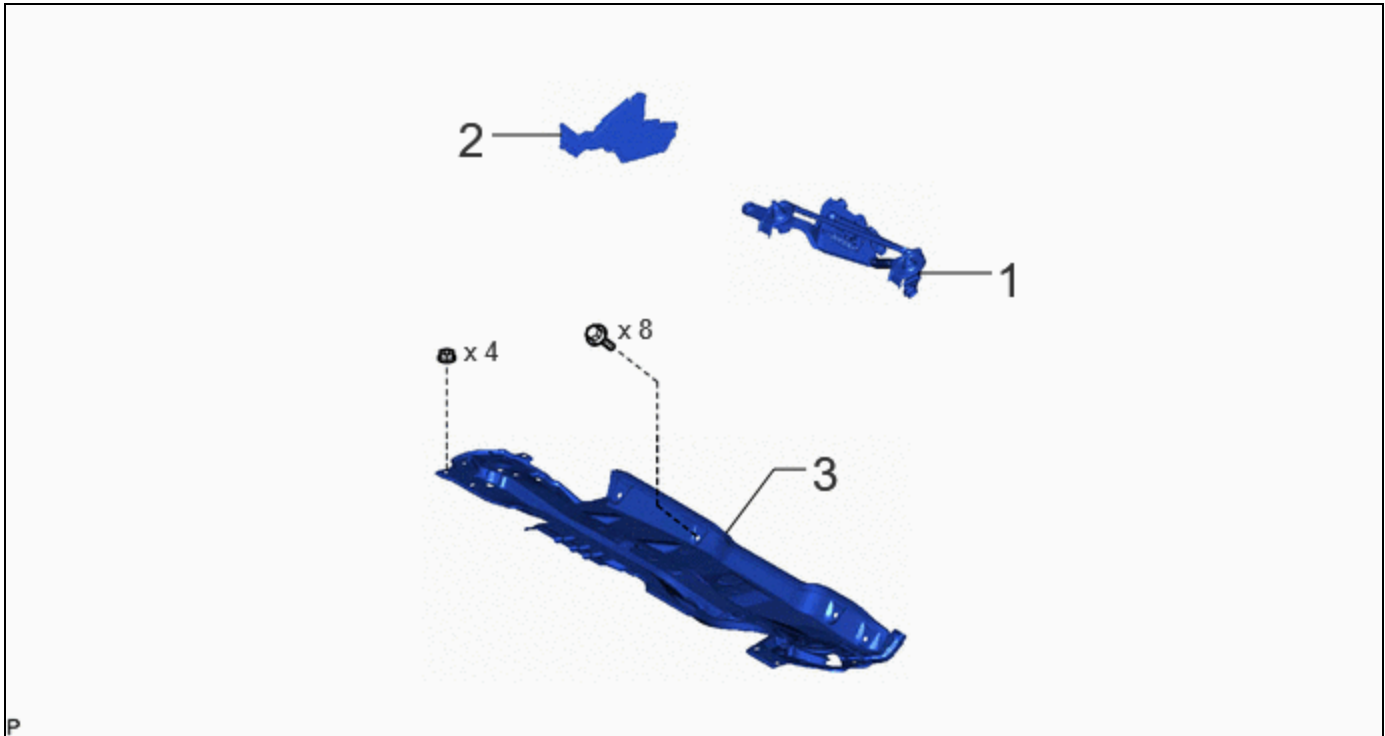





Last Modified: 12-04-2024	6.11:8.1.0	Doc ID: RM10000002AXE7
Model Year Start: 2023	Model: Prius Prime	Prod Date Range: [03/2023 -]
Title: HEATING / AIR CONDITIONING: EVAPORATOR PIPE TEMPERATURE SENSOR: REMOVAL; 2023 - 2024 MY Prius Prius Prime [03/2023 -]		

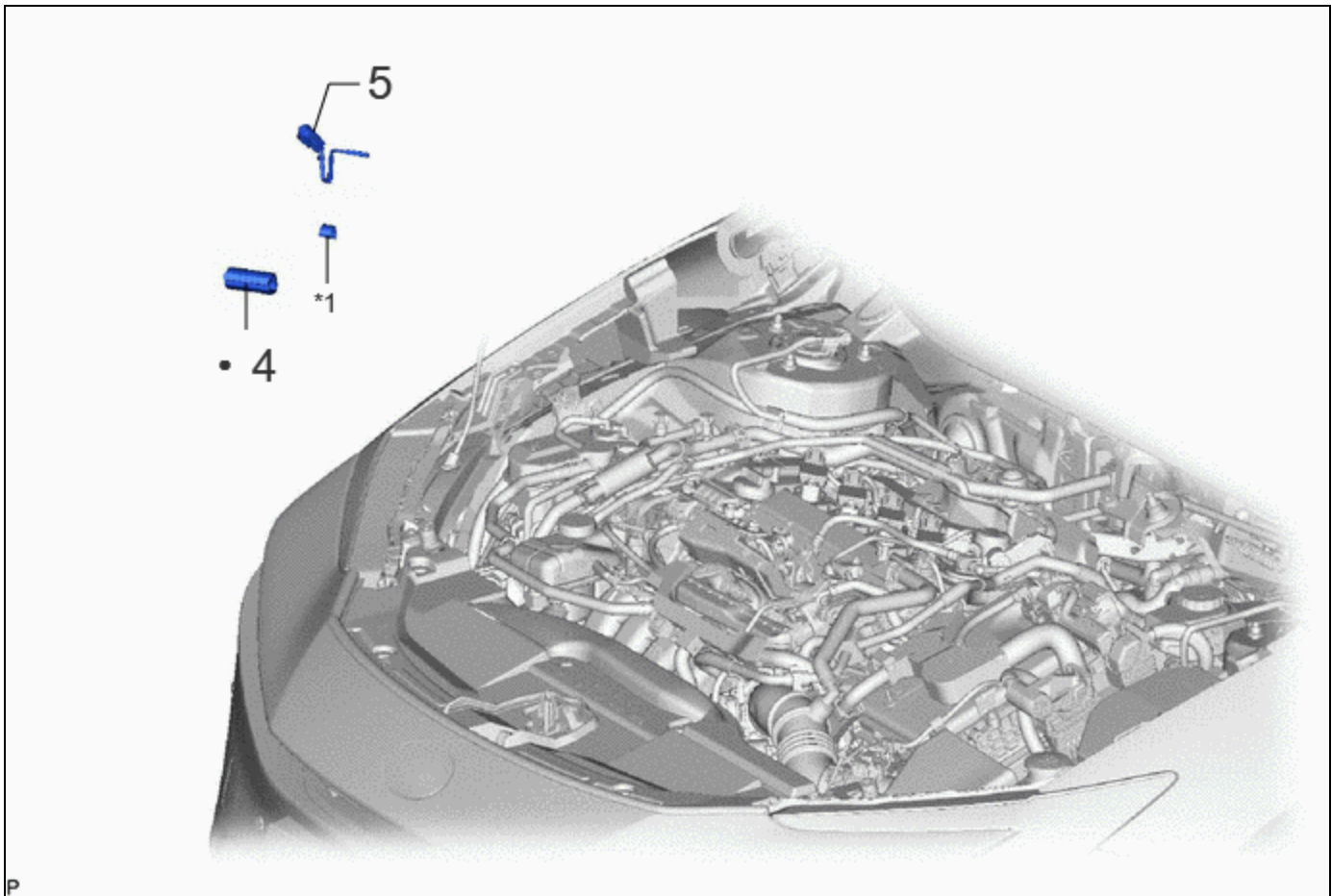
REMOVAL

CAUTION / NOTICE / HINT

COMPONENTS (REMOVAL)



	PROCEDURE	PART NAME CODE			
1	WINDSHIELD WIPER MOTOR AND LINK ASSEMBLY	-	-	-	-
2	WATER GUARD PLATE	55734D	-	-	-
3	OUTER COWL TOP PANEL SUB-ASSEMBLY	55701J	-	-	-



PROCEDURE		PART NAME CODE			
4	NO. 2 COOLER PACKING	88E78	-	-	-
5	NO. 2 AIR CONDITIONING THERMISTOR ASSEMBLY	88620R	-	-	-

*1	NO. 1 COOLER CLAMP		-	-
•	Non-reusable part		-	-

PROCEDURE

1. REMOVE WINDSHIELD WIPER MOTOR AND LINK ASSEMBLY

Click here [INFO](#)

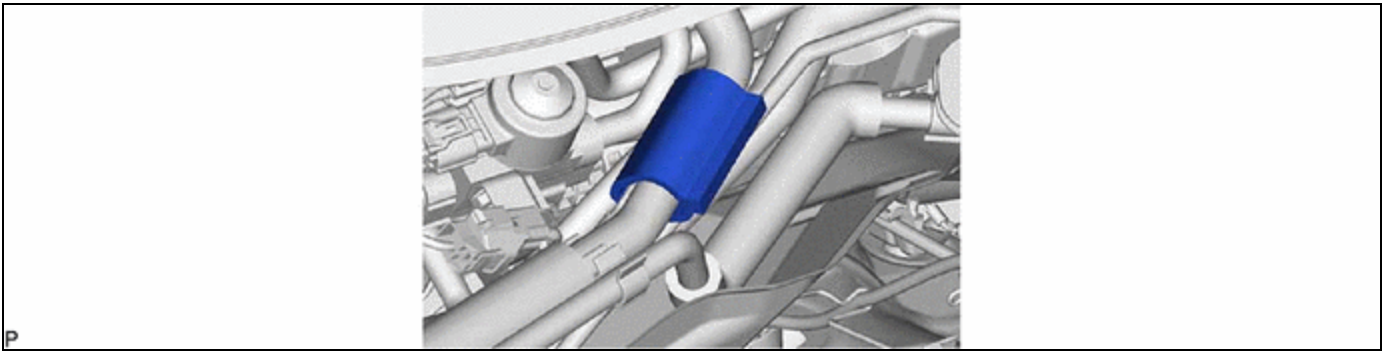
2. REMOVE WATER GUARD PLATE

Click here [INFO](#)

3. REMOVE OUTER COWL TOP PANEL SUB-ASSEMBLY

Click here [INFO](#)

4. REMOVE NO. 2 COOLER PACKING



5. REMOVE NO. 2 AIR CONDITIONING THERMISTOR ASSEMBLY

