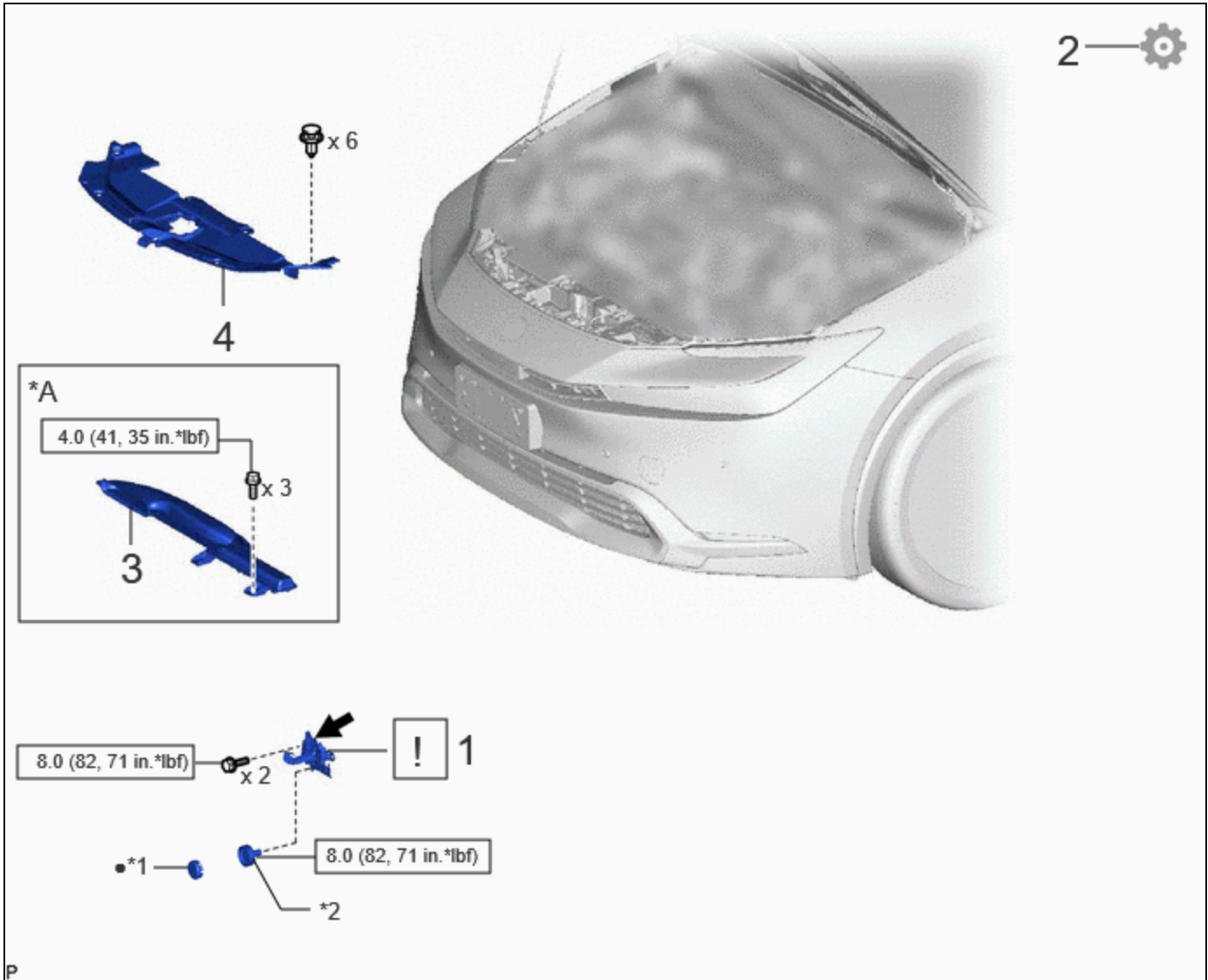


<b>Last Modified:</b> 12-04-2024	6.11:8.1.0	<b>Doc ID:</b> RM10000000290DM
<b>Model Year Start:</b> 2023	<b>Model:</b> Prius Prime	<b>Prod Date Range:</b> [12/2022 - ]
<b>Title:</b> THEFT DETERRENT / KEYLESS ENTRY: ENGINE HOOD COURTESY SWITCH: INSTALLATION; 2023 - 2024 MY Prius Prime [12/2022 - ]		




## INSTALLATION



### CAUTION / NOTICE / HINT

#### COMPONENTS (INSTALLATION)




	PROCEDURE	PART NAME CODE			
1	ENGINE HOOD COURTESY SWITCH (HOOD LOCK ASSEMBLY)	53510H	<a href="#">INFO</a>	-	-

PROCEDURE	PART NAME CODE			
2 ADJUST HOOD SUB-ASSEMBLY	53301	-	-	<a href="#">INFO</a>
3 NO. 1 AIR CLEANER INLET	17751	-	-	-
4 RADIATOR SUPPORT OPENING COVER	53289A	-	-	-

*A	for M20A-FXS	-	-
*1	HOOD LOCK NUT CAP	*2	HOOD LOCK BOLT
	N*m (kgf*cm, ft.*lbf): Specified torque	•	Non-reusable part
	MP grease	-	-

## PROCEDURE

### 1. INSTALL ENGINE HOOD COURTESY SWITCH (HOOD LOCK ASSEMBLY)

	Click here <a href="#">INFO</a>
---	---------------------------------

**Torque:**

**8.0 N·m {82 kgf·cm, 71 in·lbf}**

### 2. ADJUST HOOD SUB-ASSEMBLY

Click here [INFO](#)

### 3. INSTALL NO. 1 AIR CLEANER INLET (for M20A-FXS)

### 4. INSTALL RADIATOR SUPPORT OPENING COVER

