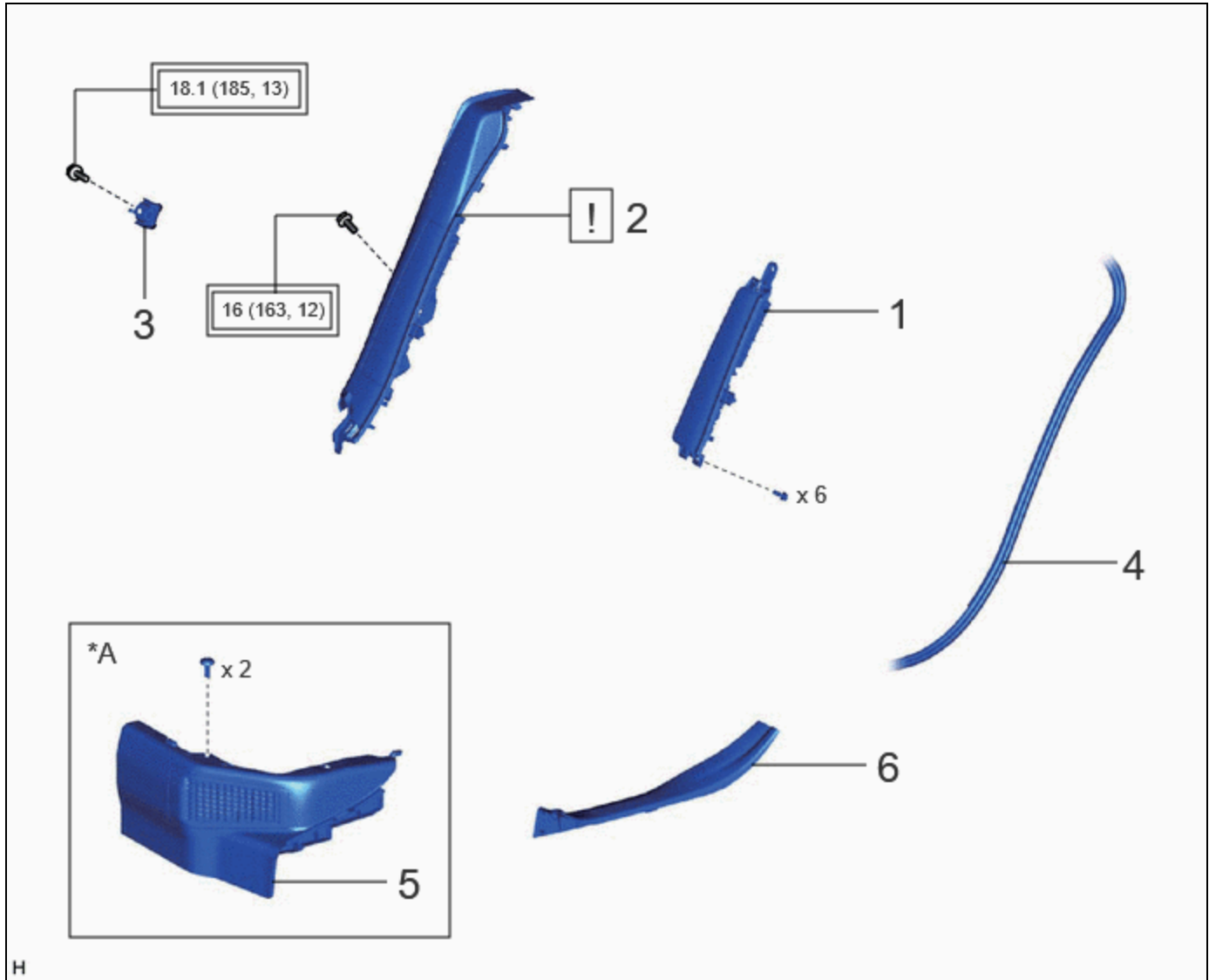


Last Modified: 12-04-2024	6.11:8.1.0	Doc ID: RM100000002BJK2
Model Year Start: 2023	Model: Prius Prime	Prod Date Range: [03/2023 -]
Title: SUPPLEMENTAL RESTRAINT SYSTEMS: REAR SEAT SIDE AIRBAG ASSEMBLY: INSTALLATION; 2023 - 2024 MY Prius Prius Prime [03/2023 -]		




INSTALLATION


CAUTION / NOTICE / HINT

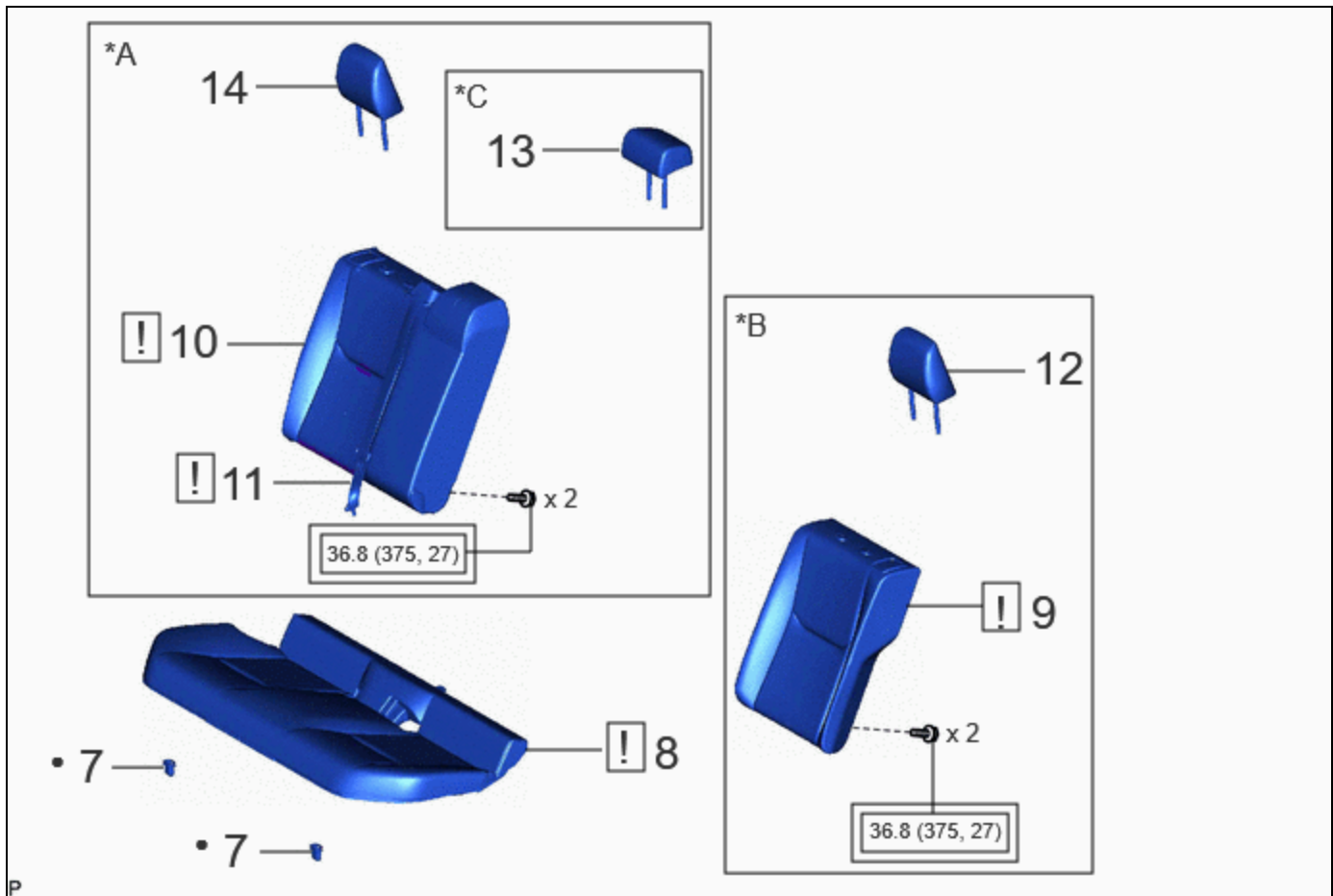
COMPONENTS (INSTALLATION)











	PROCEDURE	PART NAME CODE			
1	REAR SEAT AIRBAG ASSEMBLY	73940A	-	-	-
2	REAR SEAT SIDE GARNISH	62552F	INFO	-	-


PROCEDURE		PART NAME CODE			
3	REAR SEATBACK HINGE SUB-ASSEMBLY	71304C	-	-	-
4	REAR DOOR OPENING TRIM WEATHERSTRIP	62332A	-	-	-
5	REAR UNDER SIDE COVER	76974E	-	-	-
6	REAR DOOR SCUFF PLATE INSIDE	67918F	-	-	-

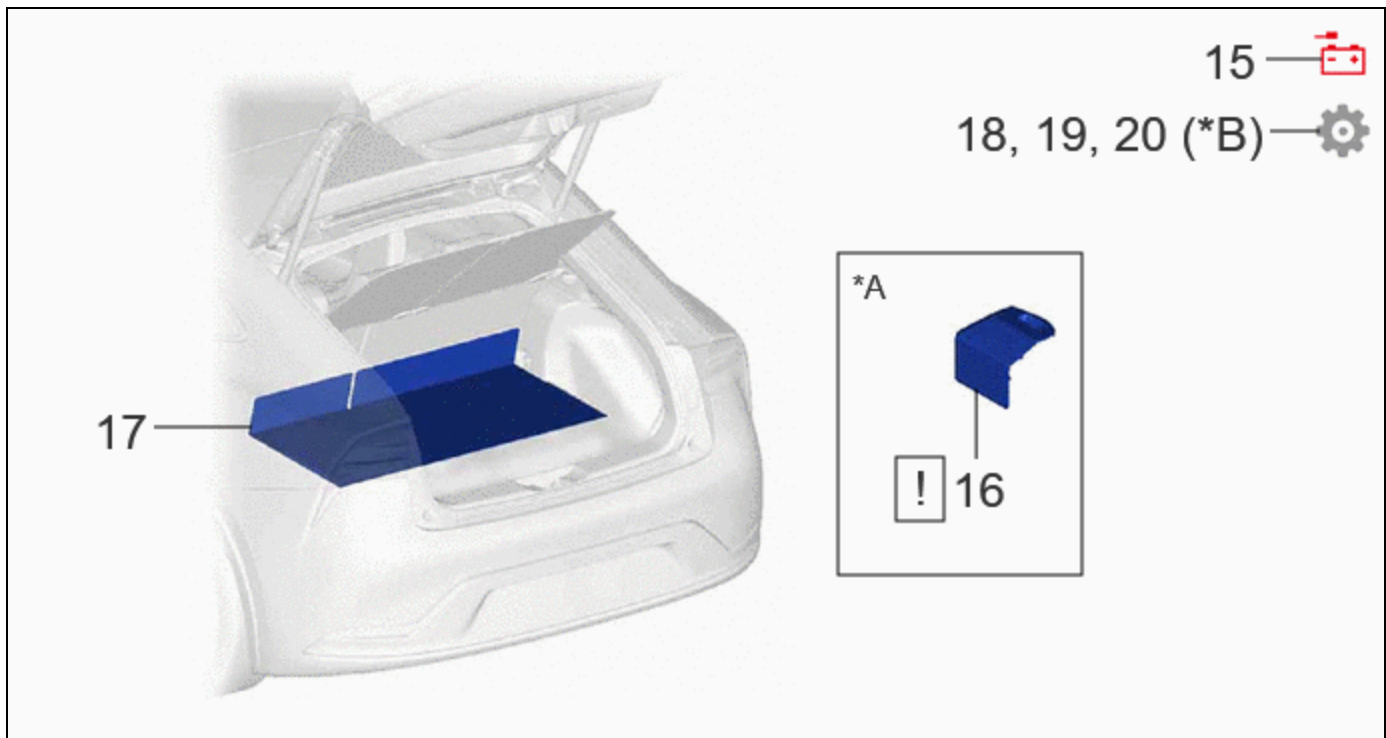
*A	for HEV Model	-	-
	Tightening torque for "Major areas involving basic vehicle performance such as moving/turning/stopping": N*m (kgf*cm, ft.*lbf)	-	-











PROCEDURE		PART NAME CODE			
7	REAR SEAT CUSHION LOCK HOOK	72693	-	-	-
8	REAR SEAT CUSHION ASSEMBLY	-	INFO	-	-
9	REAR SEATBACK ASSEMBLY LH	-	INFO	-	-

PROCEDURE		PART NAME CODE			
10	REAR SEATBACK ASSEMBLY RH	-		-	-
11	REAR CENTER SEAT OUTER BELT ASSEMBLY	73350C		-	-
12	REAR SEAT HEADREST ASSEMBLY	71940A	-	-	-
13	REAR SEAT CENTER HEADREST ASSEMBLY	71960B	-	-	-
14	REAR SEAT HEADREST ASSEMBLY	71940A	-	-	-

*A	for RH Side	*B	for LH Side
*C	w/ Center Headrest	-	-
	Tightening torque for "Major areas involving basic vehicle performance such as moving/turning/stopping": N*m (kgf*cm, ft.*lbf)	•	Non-reusable part



PROCEDURE		PART NAME CODE			
15	CONNECT CABLE TO NEGATIVE AUXILIARY BATTERY TERMINAL	-		-	-
16	BATTERY SERVICE HOLE COVER ASSEMBLY	58440		-	-
17	DECK BOARD ASSEMBLY	58410B	-	-	-


PROCEDURE		PART NAME CODE			
18	INSPECT SRS WARNING LIGHT	-	-	-	INFO
19	INITIALIZATION AFTER RECONNECTING AUXILIARY BATTERY TERMINAL	-	-	-	INFO
20	CHECK SEAT HEATER	-	-	-	INFO

*A	for M20A-FXS	*B	w/ Seat Heater System
----	--------------	----	-----------------------

PROCEDURE

1. INSTALL REAR SEAT AIRBAG ASSEMBLY

2. INSTALL REAR SEAT SIDE GARNISH

	Click here INFO
---	---------------------------------

3. INSTALL REAR SEATBACK HINGE SUB-ASSEMBLY


4. CONNECT REAR DOOR OPENING TRIM WEATHERSTRIP

5. INSTALL REAR UNDER SIDE COVER (for HEV Model)


6. INSTALL REAR DOOR SCUFF PLATE INSIDE

7. INSTALL REAR SEAT CUSHION LOCK HOOK


8. INSTALL REAR SEAT CUSHION ASSEMBLY

	Click here INFO
---	---------------------------------

9. INSTALL REAR SEATBACK ASSEMBLY LH (for LH Side)

	Click here INFO
---	---------------------------------

10. INSTALL REAR SEATBACK ASSEMBLY RH (for RH Side)

	Click here INFO
---	---------------------------------

11. CONNECT REAR CENTER SEAT OUTER BELT ASSEMBLY (for RH Side)

Click here [INFO](#)

12. INSTALL REAR SEAT HEADREST ASSEMBLY (for LH Side)**13. INSTALL REAR SEAT CENTER HEADREST ASSEMBLY (for RH Side)****14. INSTALL REAR SEAT HEADREST ASSEMBLY (for RH Side)****15. CONNECT CABLE TO NEGATIVE AUXILIARY BATTERY TERMINAL**

- for M20A-FXS:

Click here [INFO](#)

- for 2ZR-FXE:

Click here [INFO](#)

16. INSTALL BATTERY SERVICE HOLE COVER ASSEMBLY (for M20A-FXS)

Click here [INFO](#)

17. INSTALL DECK BOARD ASSEMBLY**18. INSPECT SRS WARNING LIGHT**

Click here [INFO](#)

19. INITIALIZATION AFTER RECONNECTING AUXILIARY BATTERY TERMINAL**HINT:**

When disconnecting and reconnecting the auxiliary battery, there is an automatic learning function that completes learning when the respective system is used.

Click here [INFO](#)

20. CHECK SEAT HEATER (w/ Seat Heater System)

Click here [INFO](#)

