


<b>Last Modified:</b> 12-04-2024	6.11:8.1.0	<b>Doc ID:</b> RM100000028UYM
<b>Model Year Start:</b> 2023	<b>Model:</b> Prius Prime	<b>Prod Date Range:</b> [12/2022 - ]
<b>Title:</b> SUPPLEMENTAL RESTRAINT SYSTEMS: OCCUPANT CLASSIFICATION SYSTEM: OPERATION CHECK; 2023 - 2024 MY Prius Prius Prime [12/2022 - ]		

## OPERATION CHECK

### PRECAUTION FOR OPERATION CHECK

#### CAUTION:


Use the correct procedure to replace the airbag parts.



### CHECK SRS WARNING LIGHT

#### (a) Primary check

- (1) Turn the ignition switch to ON and check that the SRS warning light turns on.



- (2) Turn the ignition switch off. Wait for at least 2 seconds, and then turn the ignition switch to ON. The SRS warning light comes on for approximately 6 seconds and diagnosis of the airbag system (including the seat belt pretensioners) is performed.

#### NOTICE:

Turn the ignition switch off when the auxiliary battery is connected.

#### HINT:

- If the SRS warning light remains on for approximately 6 seconds or more after the ignition switch has been turned to ON, there may be a malfunction with the airbag system.
- If the warning light occasionally turns on approximately 6 seconds or more after the ignition switch has been turned to ON, there may be a short to +B, short to ground or an open in the SRS warning light circuit.

- If the warning light illuminates after turning the ignition switch off or to ACC, there may be a malfunction in the power source circuit or combination meter assembly.
- The SRS warning light turns off, and then turns on. This blinking pattern indicates a source voltage drop. The SRS warning light turns off 6 to 10 seconds after the source voltage returns to normal.

**FUNCTION OF PASSENGER AIRBAG ON/OFF INDICATOR**

(a) Initial check

- (1) Turn the ignition switch to ON.
- (2) The passenger airbag ON/OFF indicator comes on for approximately 4 seconds, and then goes off for approximately 2 seconds.



- (3) Approximately 6 seconds after the ignition switch is turned to ON, the passenger airbag ON/OFF indicator will indicate ON/OFF depending on the following conditions.

**Indicator Operation**

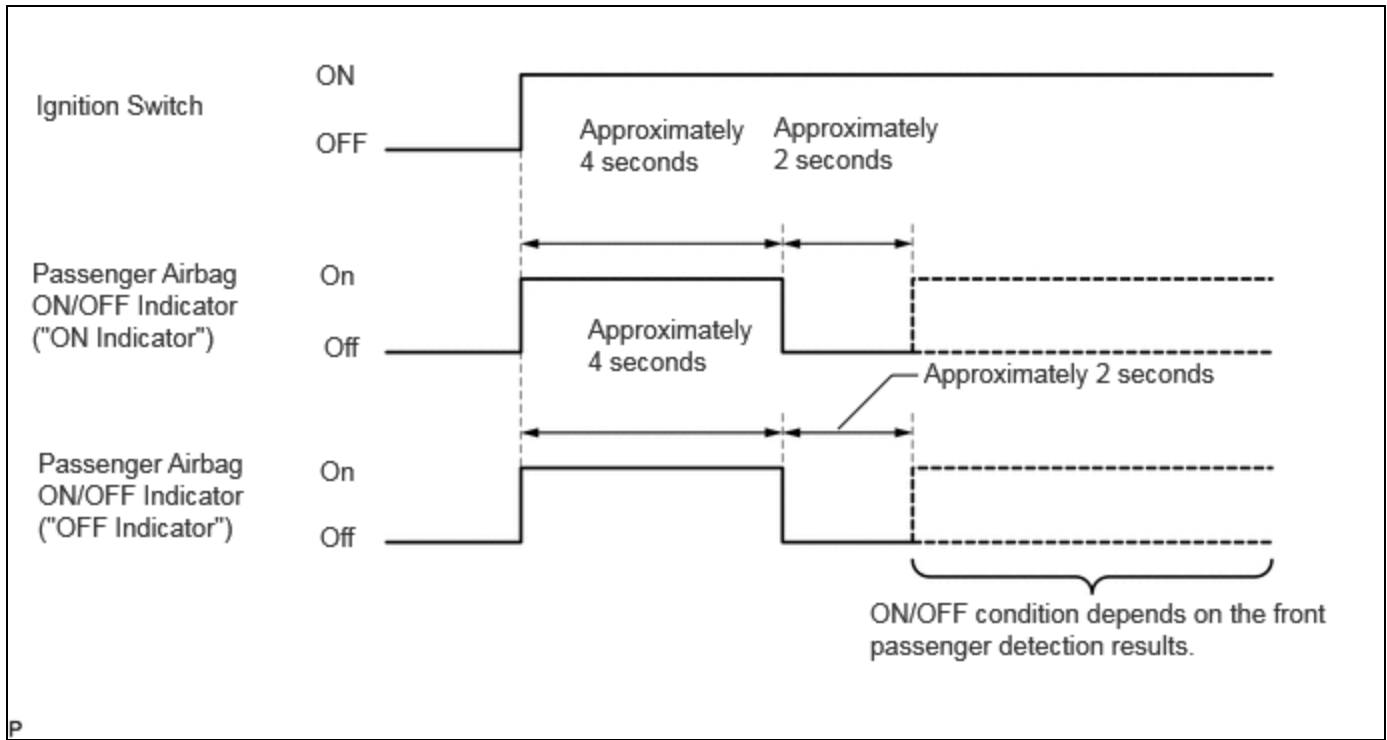
FRONT PASSENGER SEAT CONDITION	PASSENGER AIRBAG ON/OFF INDICATOR		SRS WARNING LIGHT
	ON INDICATOR	OFF INDICATOR	
Vacant	OFF	ON	OFF
Adult*1 is seated	ON	OFF	OFF
Child*2 is seated	ON or OFF*2	OFF or ON*2	OFF
Child restraint system is installed	OFF	ON	OFF
Occupant classification system failure	OFF	ON	ON

\*1: The system judges a person of average adult weight or more as an adult. If a smaller adult sits in the front passenger seat, the system may not recognize them as an adult depending on their physique and posture.

\*2: The system may not recognize a child or a child in a child restraint system as a child depending on factors such as the positioning of the child restraint system or the child's physique or posture.

**HINT:**

- The timing chart below shows the operation of the passenger airbag ON/OFF indicator. Use the chart to check the indicator light circuit.
- When the occupant classification system has trouble, both the SRS warning light and passenger airbag ON/OFF indicator ("OFF") come on. In this case, check for DTCs for "Airbag System" first.



P

