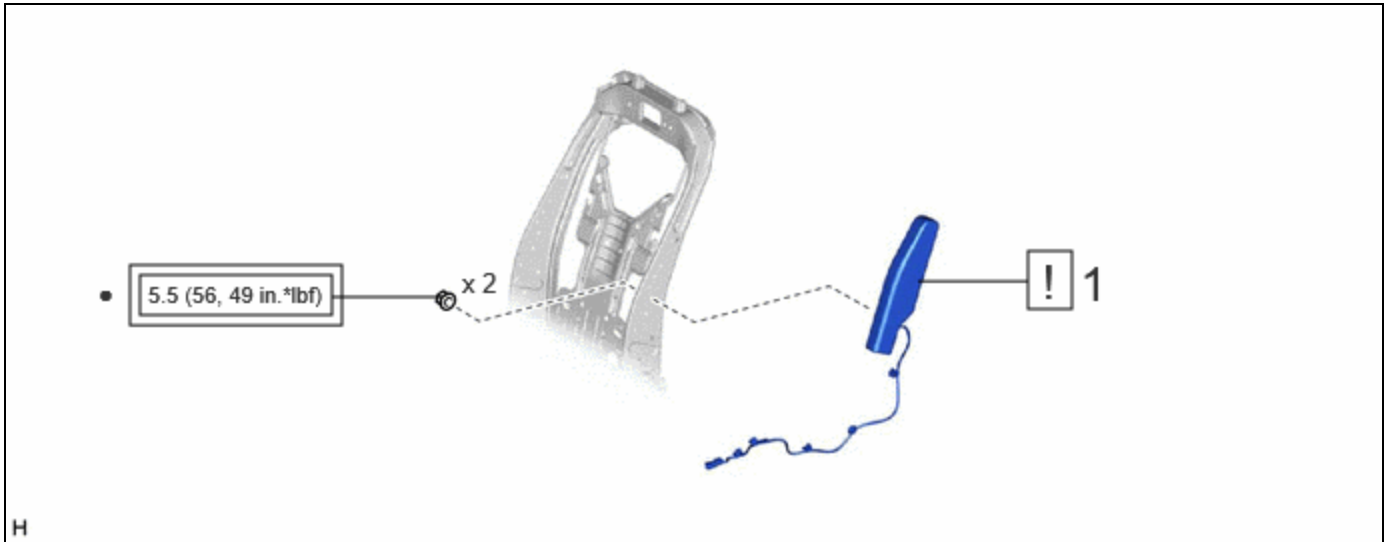


<b>Last Modified:</b> 12-04-2024	6.11:8.1.0	<b>Doc ID:</b> RM100000028UZP
<b>Model Year Start:</b> 2023	<b>Model:</b> Prius Prime	<b>Prod Date Range:</b> [12/2022 - ]
<b>Title:</b> SUPPLEMENTAL RESTRAINT SYSTEMS: FRONT SEAT SIDE AIRBAG ASSEMBLY: INSTALLATION; 2023 - 2024 MY Prius Prius Prime [12/2022 - ]		

## INSTALLATION

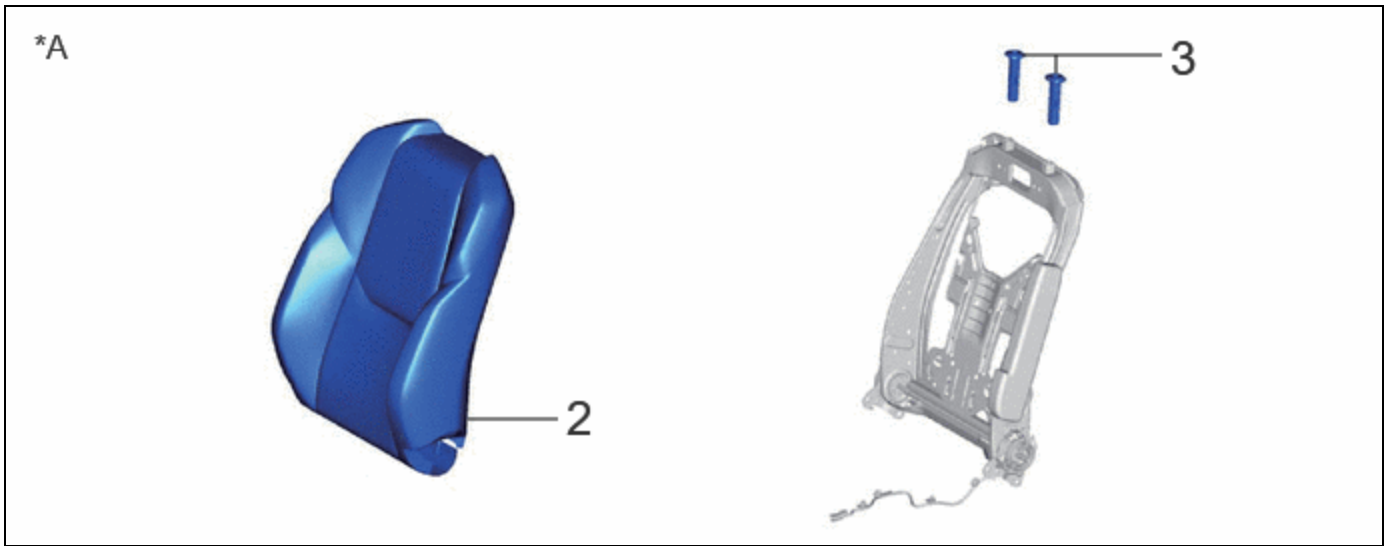
### CAUTION / NOTICE / HINT

#### COMPONENTS (INSTALLATION)



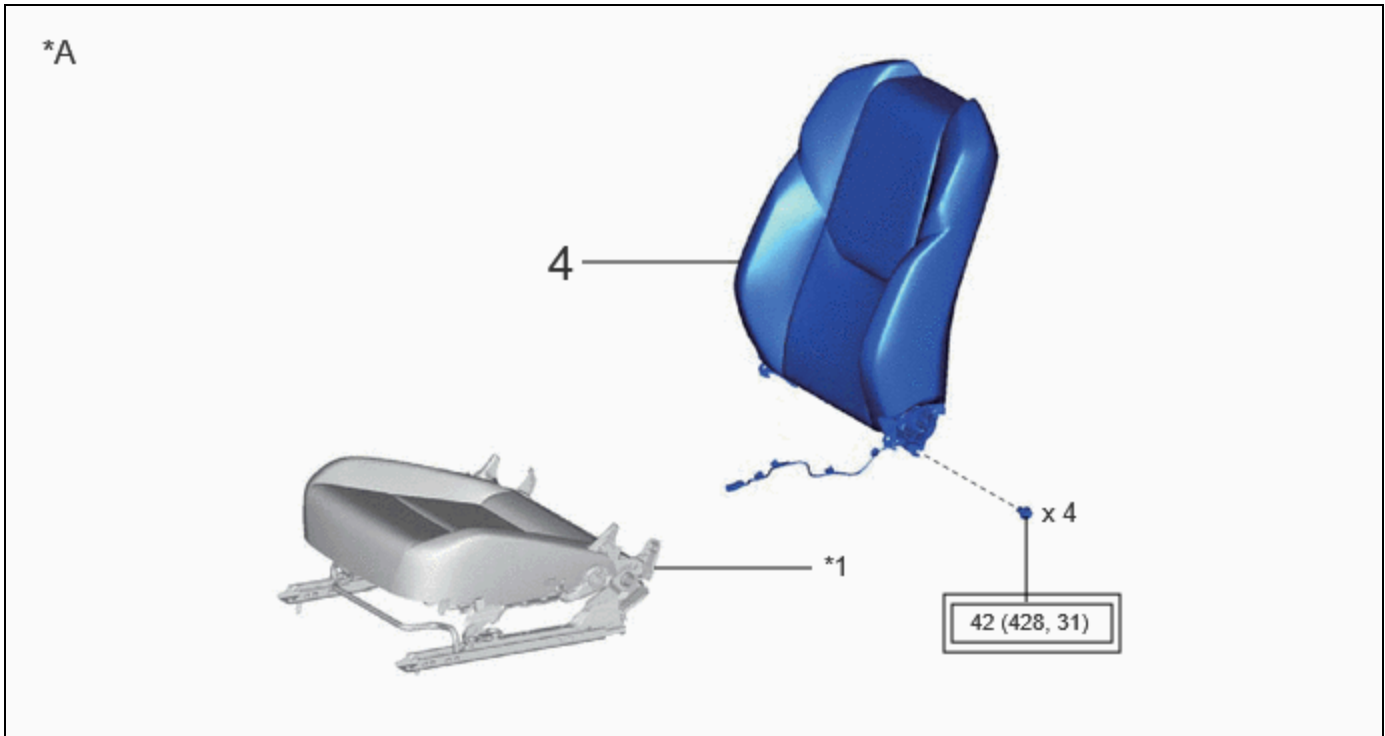
PROCEDURE		PART NAME CODE			
1	FRONT SEAT AIRBAG ASSEMBLY	73920A	<b>INFO</b>	-	-




	Tightening torque for "Major areas involving basic vehicle performance such as moving/turning/stopping": N*m (kgf*cm, ft.*lbf)	<ul style="list-style-type: none"> <li>Non-reusable part</li> </ul>
--	--	---




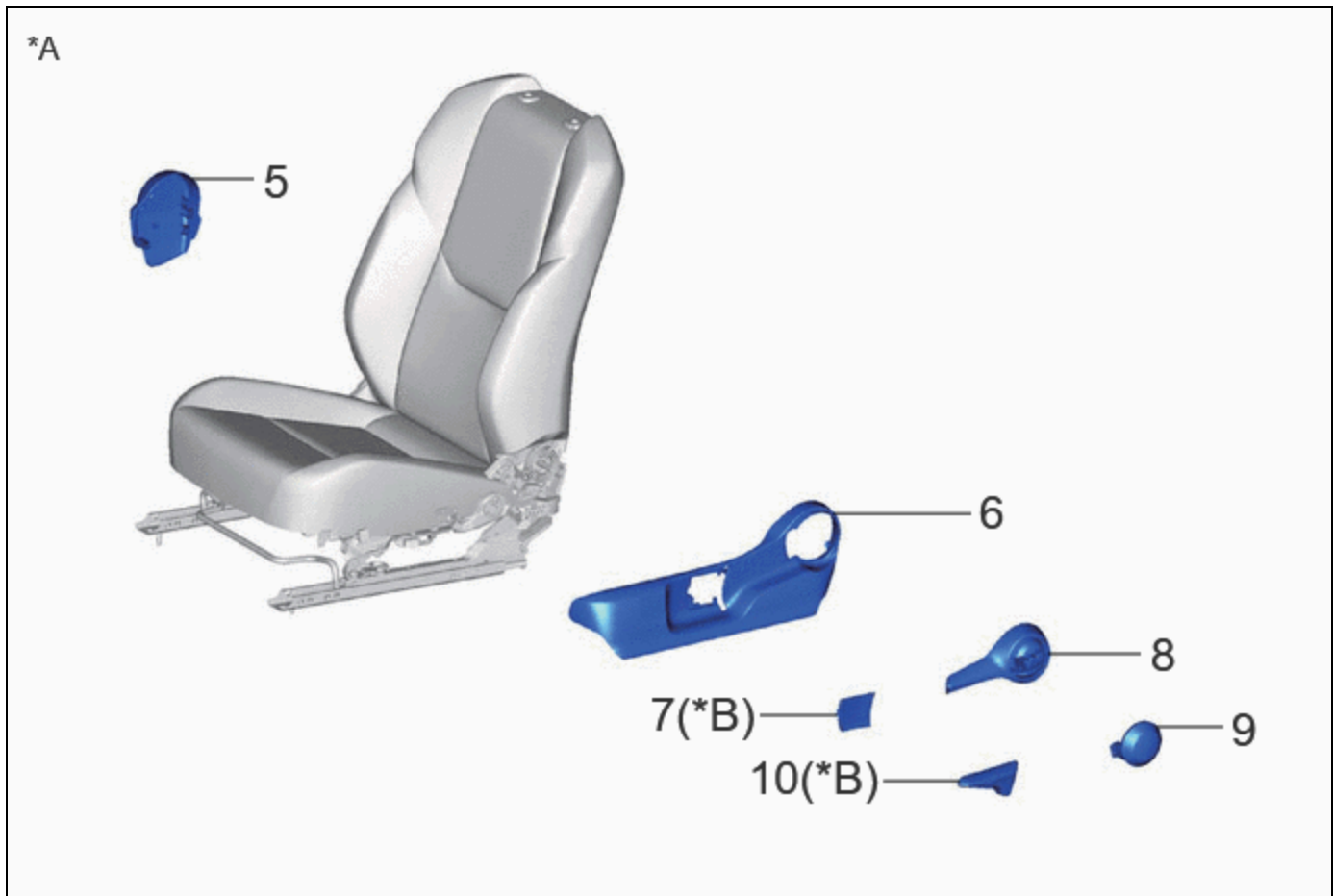
PROCEDURE		PART NAME CODE			
2	SEPARATE TYPE FRONT SEATBACK COVER WITH PAD	-	-	-	-
3	FRONT SEAT HEADREST SUPPORT	71931	-	-	-




*A	for Manual Seat	-	-
----	-----------------	---	---






PROCEDURE		PART NAME CODE			
4	SEPARATE TYPE FRONT SEATBACK ASSEMBLY	-	-	-	-

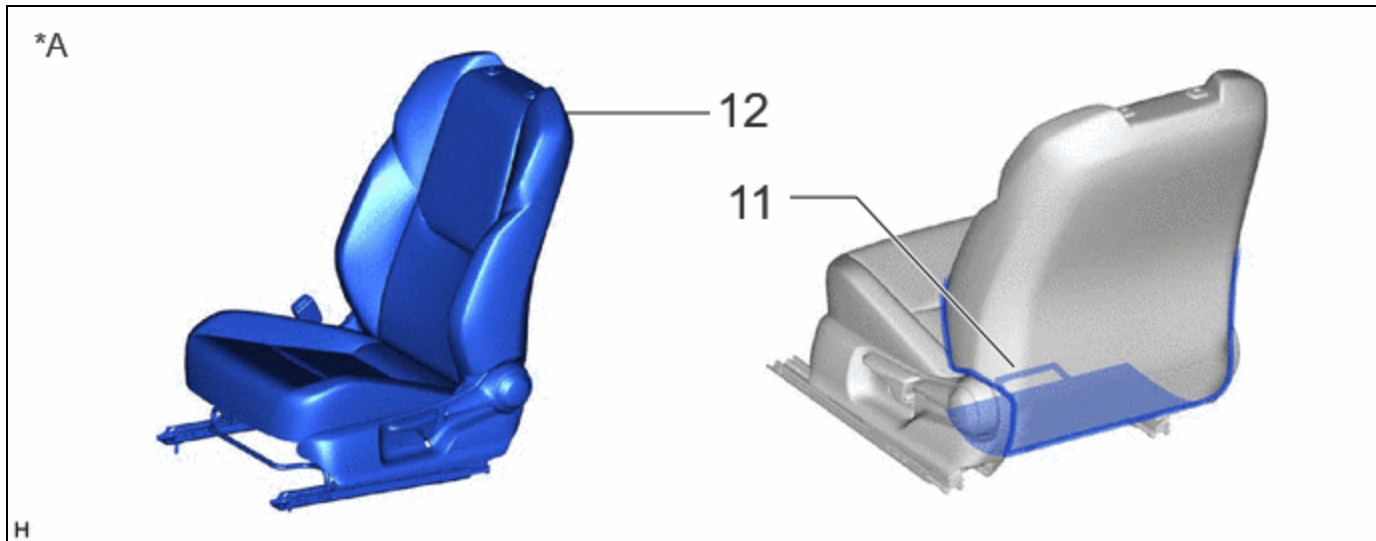
*A	for Manual Seat	-	-
*1	SEPARATE TYPE FRONT SEAT CUSHION ASSEMBLY	-	-
	Tightening torque for "Major areas involving basic vehicle performance such as moving/turning/stopping": N*m (kgf*cm, ft.*lbf)	-	-






PROCEDURE		PART NAME CODE			
5	FRONT SEAT INNER CUSHION SHIELD	71862	-	-	-
6	FRONT SEAT CUSHION SHIELD	71812D	-	-	-
7	SEAT ADJUSTER COVER CAP	71848A	-	-	-
8	RECLINING ADJUSTER RELEASE HANDLE	72526A	-	-	-
9	RECLINING HINGE COVER	72552B	-	-	-

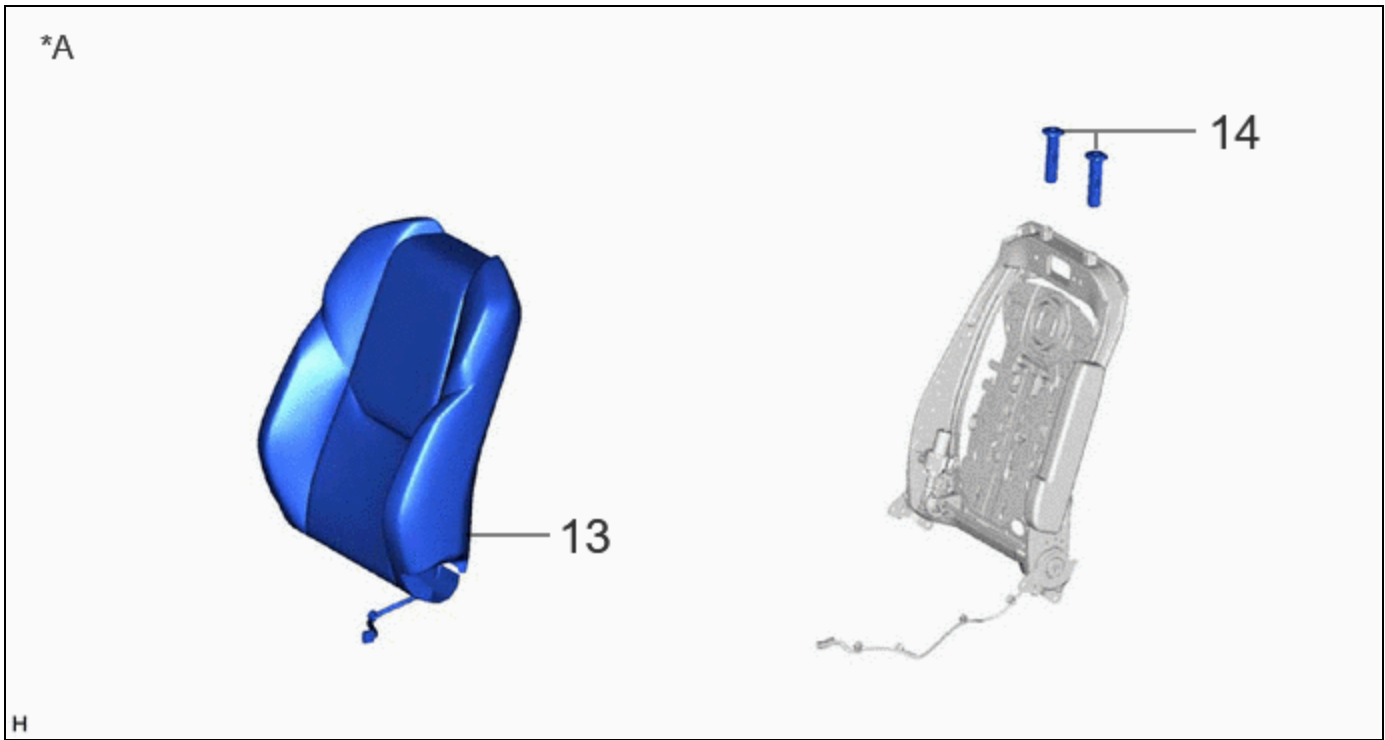
PROCEDURE		PART NAME CODE			
10	VERTICAL ADJUSTING HANDLE	72495	-	-	-

*A	for Manual Seat	*B	w/ Vertical Adjuster
----	-----------------	----	----------------------



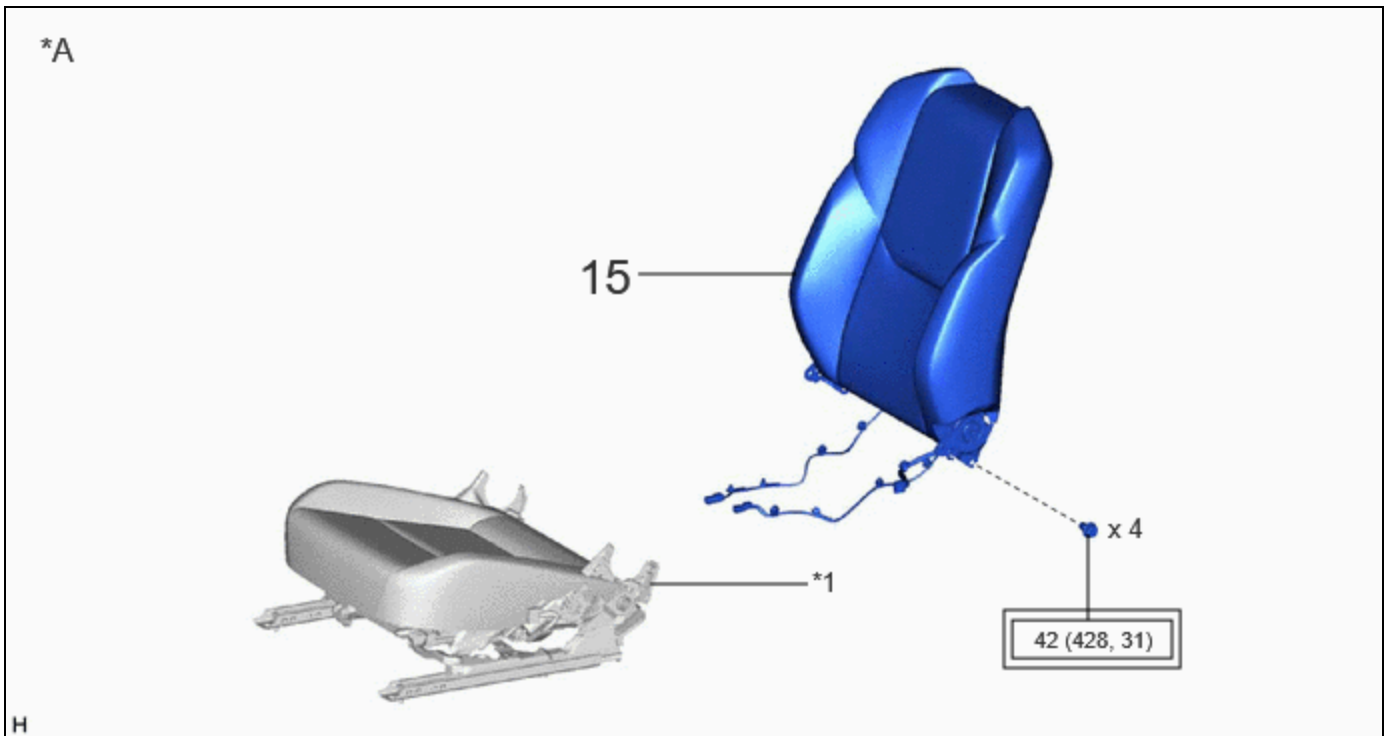
PROCEDURE		PART NAME CODE			
11	CONNECT SEPARATE TYPE FRONT SEATBACK COVER	71074S	-	-	-
12	FRONT SEAT ASSEMBLY	-	-	-	-




*A	for Manual Seat	-	-
----	-----------------	---	---




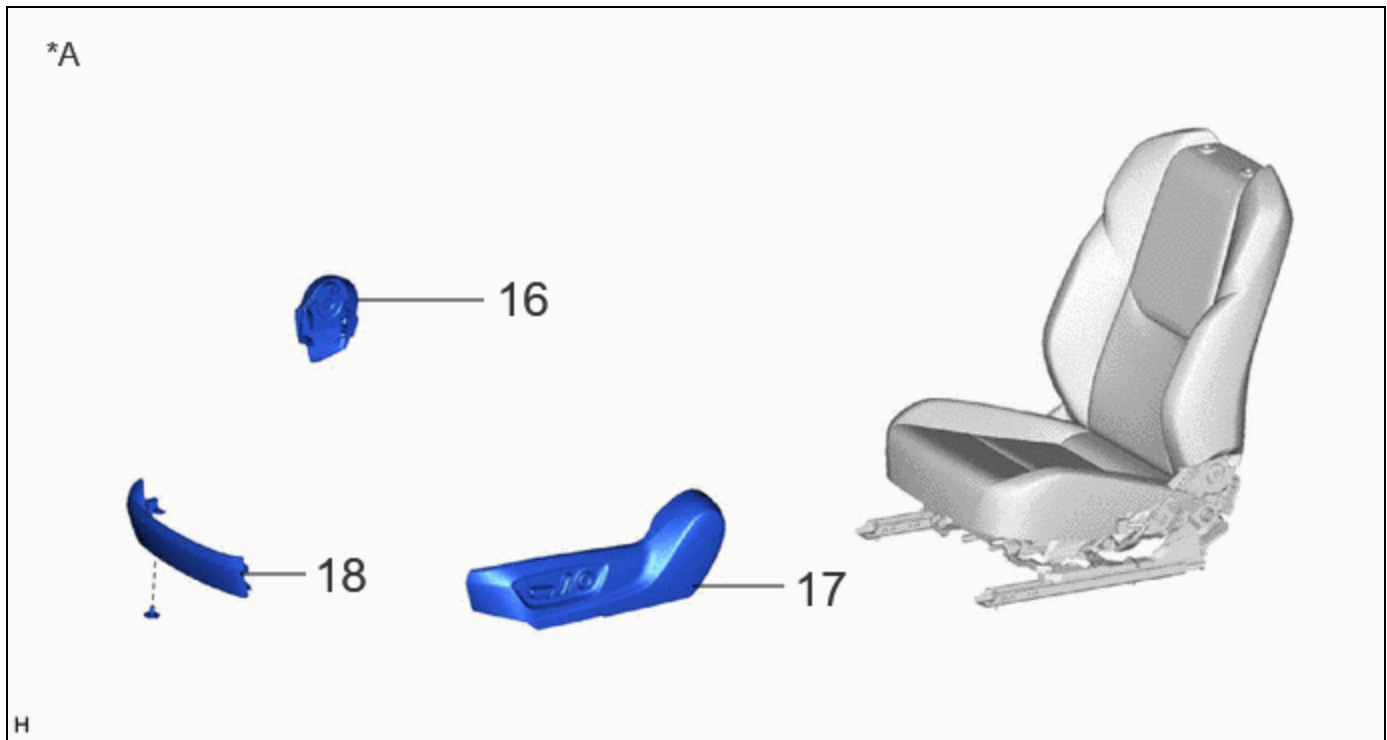
PROCEDURE		PART NAME CODE			
13	SEPARATE TYPE FRONT SEATBACK COVER WITH PAD	-	-	-	-
14	FRONT SEAT HEADREST SUPPORT	71931	-	-	-




*A	for Power Seat	-	-
----	----------------	---	---



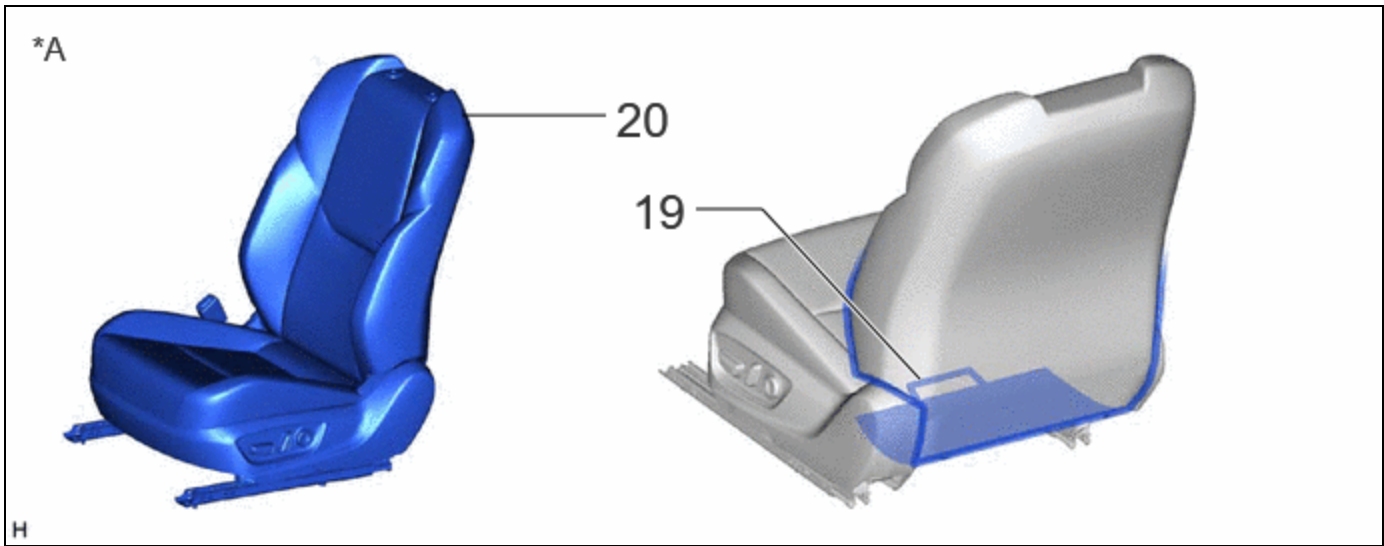
PROCEDURE		PART NAME CODE			
15	SEPARATE TYPE FRONT SEATBACK ASSEMBLY	-	-	-	-

*A	for Power Seat	-	-
*1	SEPARATE TYPE FRONT SEAT CUSHION ASSEMBLY	-	-
	Tightening torque for "Major areas involving basic vehicle performance such as moving/turning/stopping": N*m (kgf*cm, ft.*lbf)	-	-



PROCEDURE		PART NAME CODE			
16	FRONT SEAT INNER CUSHION SHIELD	71862	-	-	-
17	FRONT SEAT CUSHION SHIELD	71812D	-	-	-
18	FRONT SEAT FRONT CUSHION SHIELD	71868N	-	-	-

*A	for Power Seat	-	-
----	----------------	---	---



PROCEDURE		PART NAME CODE			
19	CONNECT SEPARATE TYPE FRONT SEATBACK COVER	71074S	-	-	-
20	FRONT SEAT ASSEMBLY	-	-	-	-

*A	for Power Seat	-	-
----	----------------	---	---

## PROCEDURE

### 1. INSTALL FRONT SEAT AIRBAG ASSEMBLY



(1) Install the front seat airbag assembly with 2 new nuts.

**Torque:**

**5.5 N·m {56 kgf·cm, 49 in·lbf}**

**NOTICE:**

- Do not reuse the nuts.
- Make sure that the front seatback frame sub-assembly is not deformed. If it is deformed, replace it with a new one.

(2) Engage the clamp.

### 2. INSTALL SEPARATE TYPE FRONT SEATBACK COVER WITH PAD (for Manual Seat)

### 3. INSTALL FRONT SEAT HEADREST SUPPORT (for Manual Seat)

**4. INSTALL SEPARATE TYPE FRONT SEATBACK ASSEMBLY (for Manual Seat)**Click here [INFO](#)**5. INSTALL FRONT SEAT INNER CUSHION SHIELD (for Manual Seat)****6. INSTALL FRONT SEAT CUSHION SHIELD (for Manual Seat)****7. INSTALL SEAT ADJUSTER COVER CAP (for Manual Seat with Vertical Adjuster)****8. INSTALL RECLINING ADJUSTER RELEASE HANDLE (for Manual Seat)****9. INSTALL RECLINING HINGE COVER (for Manual Seat)****10. INSTALL VERTICAL ADJUSTING HANDLE (for Manual Seat with Vertical Adjuster)****11. CONNECT SEPARATE TYPE FRONT SEATBACK COVER (for Manual Seat)****12. INSTALL FRONT SEAT ASSEMBLY (for Manual Seat)**Click here [INFO](#)**13. INSTALL SEPARATE TYPE FRONT SEATBACK COVER WITH PAD (for Power Seat)****14. INSTALL FRONT SEAT HEADREST SUPPORT (for Power Seat)****15. INSTALL SEPARATE TYPE FRONT SEATBACK ASSEMBLY (for Power Seat)**Click here [INFO](#)**16. INSTALL FRONT SEAT INNER CUSHION SHIELD (for Power Seat)****17. INSTALL FRONT SEAT CUSHION SHIELD (for Power Seat)****18. INSTALL FRONT SEAT FRONT CUSHION SHIELD (for Power Seat)****19. CONNECT SEPARATE TYPE FRONT SEATBACK COVER (for Power Seat)****20. INSTALL FRONT SEAT ASSEMBLY (for Power Seat)**Click here [INFO](#)