

Last Modified: 12-04-2024	6.11:8.1.0	Doc ID: RM100000029RBX
Model Year Start: 2023	Model: Prius Prime	Prod Date Range: [12/2022 -]
Title: SEAT BELT: SEAT BELT WARNING SYSTEM (w/o Occupant Classification System): PROBLEM SYMPTOMS TABLE; 2023 - 2024 MY Prius Prius Prime [12/2022 -]		

PROBLEM SYMPTOMS TABLE

NOTICE:






- When replacing the combination meter assembly, always replace it with a new one. If a combination meter assembly which was installed to another vehicle is used, the information stored in it will not match the information from the vehicle and a DTC may be stored.
- When replacing the combination meter assembly, update the ECU security key.

Click here 

HINT:

Use the table below to help determine the cause of problem symptoms. If multiple suspected areas are listed, the potential causes of the symptoms are listed in order of probability in the "Suspected Area" column of the table. Check each symptom by checking the suspected areas in the order they are listed. Replace parts as necessary.

Seat Belt Warning System

SYMPTOM	SUSPECTED AREA	LINK
Driver side seat belt warning light does not operate	Refer to the "Driver side seat belt warning light does not operate"	
Front passenger side seat belt warning light malfunction	Refer to the "Front passenger side seat belt warning light malfunction"	
Rear seat belt warning light malfunction	Refer to the "Rear Seat Belt Warning Light Malfunction"	
Driver and front passenger seat belt warning light does not operate	Combination meter assembly	
Seat belt warning buzzer does not operate	Check customized settings using the GTS	
	Combination meter assembly	