


Last Modified: 12-04-2024	6.11:8.1.0	Doc ID: RM10000000289RP
Model Year Start: 2023	Model: Prius Prime	Prod Date Range: [12/2022 -]
Title: DOOR LOCK: BACK DOOR LOCK: REMOVAL; 2023 - 2024 MY Prius Prius Prime [12/2022 -]		

REMOVAL




CAUTION / NOTICE / HINT

COMPONENT (REMOVAL)



P

PROCEDURE		PART NAME CODE			
1	BACK DOOR UPPER TRIM PANEL ASSEMBLY	64790B	-	-	-
2	BACK DOOR SIDE GARNISH LH	67938A	-	-	-

	PROCEDURE	PART NAME CODE			
3	BACK DOOR SIDE GARNISH RH	67937B	-	-	-
4	BACK DOOR TRIM BOARD ASSEMBLY	67750	-	-	-
5	BACK DOOR LOCK ASSEMBLY WITH COURTESY LIGHT SWITCH	69350P	-	-	-

*A	w/o Power Back Door	*B	w/ Power Back Door
----	---------------------	----	--------------------

PROCEDURE

1. REMOVE BACK DOOR UPPER TRIM PANEL ASSEMBLY

Click here [INFO](#)

2. REMOVE BACK DOOR SIDE GARNISH LH

Click here [INFO](#)

3. REMOVE BACK DOOR SIDE GARNISH RH

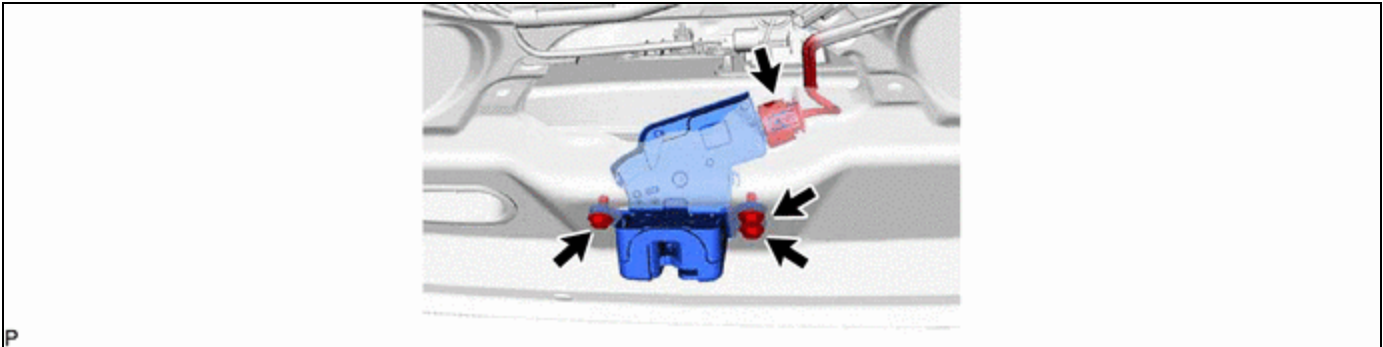
(a) Use the same procedure as for the LH side.

4. REMOVE BACK DOOR TRIM BOARD ASSEMBLY

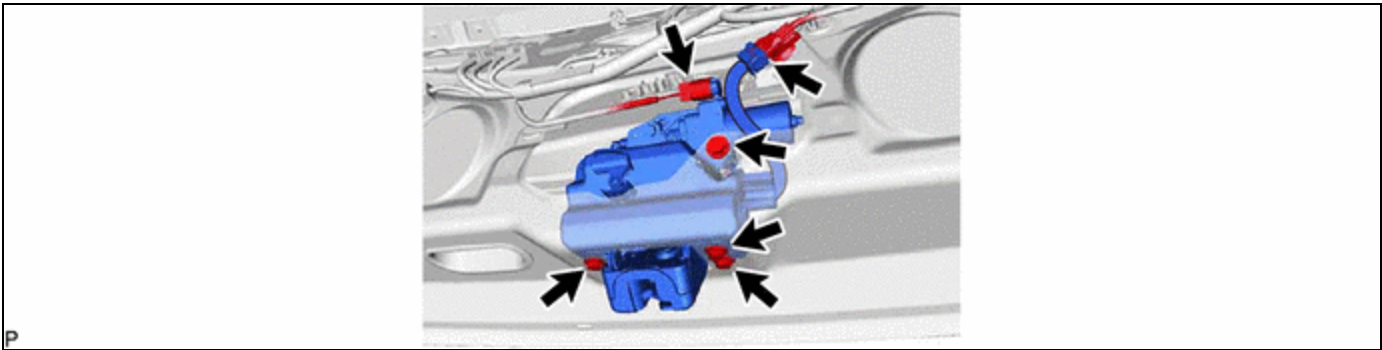
Click here [INFO](#)

5. REMOVE BACK DOOR LOCK ASSEMBLY WITH COURTESY LIGHT SWITCH

(a) w/o Power Back Door:



(b) w/ Power Back Door:



P

