

Last Modified: 12-04-2024	6.11:8.1.0	Doc ID: RM100000029X6L
Model Year Start: 2023	Model: Prius Prime	Prod Date Range: [12/2022 -]
Title: WINDOW / GLASS: POWER WINDOW CONTROL SYSTEM: PROBLEM SYMPTOMS TABLE; 2023 - 2024 MY Prius Prius Prime [12/2022 -]		

PROBLEM SYMPTOMS TABLE

NOTICE:

- If the power window regulator motor assembly has been replaced with a new one, initialize the power window control system.

[Click here](#) 







- If the main body ECU (multiplex network body ECU) is replaced, refer to Registration.

[Click here](#) 

HINT:

- Use the table below to help determine the cause of problem symptoms. If multiple suspected areas are listed, the potential causes of the symptoms are listed in order of probability in the "Suspected Area" column of the table. Check each symptom by checking the suspected areas in the order they are listed. Replace parts as necessary.
- Inspect the fuses and relays related to this system before inspecting the suspected areas below.

Manual Function

SYMPTOM	SUSPECTED AREA	LINK
Driver side power window does not operate with power window master switch	Proceed to "Driver Side Power Window does not Operate with Power Window Master Switch"	
Front passenger side power window does not operate with front passenger side power window switch	Proceed to "Front Passenger Side Power Window does not Operate with Front Passenger Side Power Window Switch"	
Rear power window LH does not operate with rear power window switch LH	Proceed to "Rear Power Window LH does not Operate with Rear Power Window Switch LH"	
Rear power window RH does not operate with rear power window switch RH	Proceed to "Rear Power Window RH does not Operate with Rear Power Window Switch RH"	
Power window inching function operates during driver side power window up operation (approximately 0.4 seconds)	Power window regulator motor assembly LH (for driver door)	
Power window inching function operates during front passenger side power window up operation (approximately 0.4 seconds)	Power window regulator motor assembly RH (for front passenger door)	

SYMPTOM	SUSPECTED AREA	LINK
Power window inching function operates during rear power window LH up operation (approximately 0.4 seconds)	Power window regulator motor assembly LH (for rear LH door)	INFO
Power window inching function operates during rear power window RH up operation (approximately 0.4 seconds)	Power window regulator motor assembly RH (for rear RH door)	INFO
Power window temporarily does not operate	Temporarily overheating of the power window regulator motor assembly	-
	Check the installation condition of the power window components (Power window regulator motor assembly, front door window regulator sub-assembly, door glass, door glass run, etc.)	-

Auto Function

SYMPTOM	SUSPECTED AREA	LINK
Driver side power window auto up / down function does not operate with power window master switch (manual up / down function is normal)	Proceed to "Driver Side Power Window Auto Up / Down Function does not Operate with Power Window Master Switch"	INFO
Front passenger side power window auto up / down function does not operate with front passenger side power window switch (manual up / down function is normal)	Proceed to "Front Passenger Side Power Window Auto Up / Down Function does not Operate with Front Passenger Side Power Window Switch"	INFO
Rear power window LH auto up / down function does not operate with rear power window switch LH (manual up / down function is normal)	Proceed to "Rear Power Window LH Auto Up / Down Function does not Operate with Rear Power Window Switch LH"	INFO
Rear power window RH auto up / down function does not operate with rear power window switch RH (manual up / down function is normal)	Proceed to "Rear Power Window RH Auto Up / Down Function does not Operate with Rear Power Window Switch RH"	INFO

Remote Function (Operation via master switch)

SYMPTOM	SUSPECTED AREA	LINK
Remote up / down function does not operate (Can be operated via the power window switch of any door)	Proceed to "Remote Up / Down Function does not Operate"	INFO

Jam Protection Function

SYMPTOM	SUSPECTED AREA	LINK
Auto up operation does not fully close power window (jam protection function is activated)	Proceed to "Auto Up Operation does not Fully Close Power Window (Jam Protection Function is Activated)"	INFO
Jam protection function does not operate	Proceed to "Jam Protection Function does not Operate"	INFO

Catch Protection Function

SYMPTOM	SUSPECTED AREA	LINK
Auto down operation does not fully open power window (catch protection function is activated)	Proceed to "Auto Down Operation does not Fully Open Power Window (Catch Protection Function is Activated)"	INFO

Key-off Operation Function

SYMPTOM	SUSPECTED AREA	LINK
Key-off operation function operates even if operating conditions are not satisfied	Proceed to "Key-off Operation Function Operates even if Operating Conditions are not Satisfied"	INFO
Key-off operation function does not operate	Perform initialization	INFO
	Front door courtesy switch circuit	INFO
	Rear door courtesy switch circuit	INFO
	Main body ECU (multiplex network body ECU)	INFO

Key-linked Function / Wireless Transmitter-linked Function

SYMPTOM	SUSPECTED AREA	LINK
All power windows do not operate with driver side door key cylinder or wireless transmitter	Proceed to "All Power Windows do not Operate with Driver Side Door Key Cylinder or Wireless Transmitter"	INFO

Suggestion Service Function

SYMPTOM	SUSPECTED AREA	LINK
Power windows cannot be operated via the suggestion service function	Meter / gauge system	INFO

SYMPTOM	SUSPECTED AREA	LINK
	Main body ECU (multiplex network body ECU)	INFO

