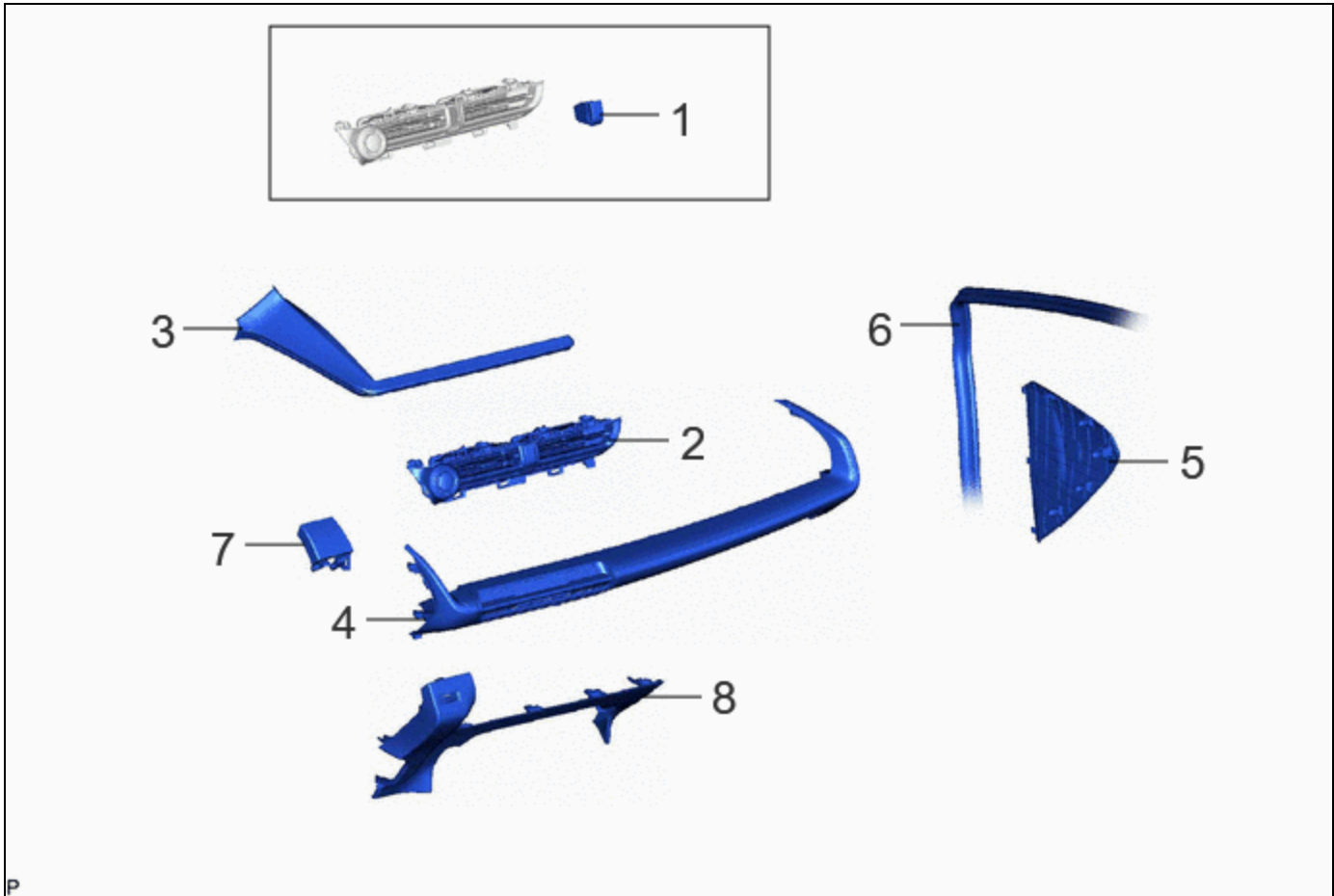





Last Modified: 12-04-2024	6.11:8.1.0	Doc ID: RM10000000292L2
Model Year Start: 2023	Model: Prius Prime	Prod Date Range: [12/2022 -]
Title: LIGHTING (EXT): HAZARD WARNING SWITCH: INSTALLATION; 2023 - 2024 MY Prius Prius Prime [12/2022 -]		




INSTALLATION

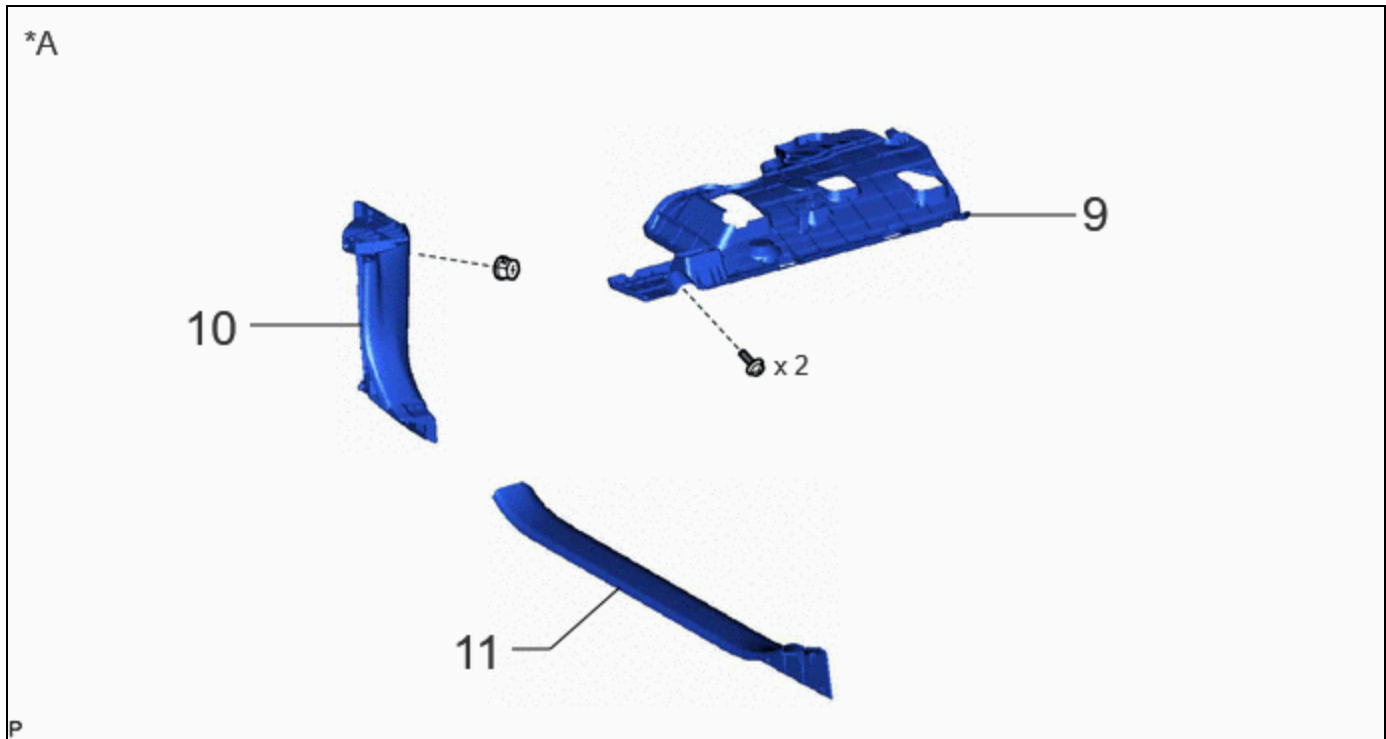
CAUTION / NOTICE / HINT




COMPONENTS (INSTALLATION)



PROCEDURE		PART NAME CODE			
1	HAZARD WARNING SIGNAL SWITCH ASSEMBLY	84330	-	-	-
2	NO. 3 INSTRUMENT PANEL REGISTER ASSEMBLY	55670	-	-	-
3	CENTER INSTRUMENT CLUSTER FINISH PANEL ASSEMBLY	55420A	-	-	-
4	NO. 2 INSTRUMENT PANEL GARNISH SUB-ASSEMBLY WITH AIR CONDITIONING CONTROL ASSEMBLY	-	-	-	-
5	INSTRUMENT SIDE PANEL	55317A	-	-	-

PROCEDURE		PART NAME CODE			
6	FRONT DOOR OPENING TRIM WEATHERSTRIP	62311B	-	-	-
7	LOWER CENTER INSTRUMENT CLUSTER FINISH PANEL SUB-ASSEMBLY	55406B	-	-	-
8	LOWER CENTER INSTRUMENT PANEL FINISH PANEL	55434B	-	-	-



PROCEDURE		PART NAME CODE			
9	NO. 1 INSTRUMENT PANEL UNDER COVER SUB-ASSEMBLY	55606	-	-	-
10	COWL SIDE TRIM BOARD LH	62112	-	-	-
11	FRONT DOOR SCUFF PLATE LH	67914	-	-	-

*A	w/ Knee Airbag	-	-
----	----------------	---	---

PROCEDURE

- 1. INSTALL HAZARD WARNING SIGNAL SWITCH ASSEMBLY**
- 2. INSTALL NO. 3 INSTRUMENT PANEL REGISTER ASSEMBLY**
- 3. INSTALL CENTER INSTRUMENT CLUSTER FINISH PANEL ASSEMBLY**

4. INSTALL NO. 2 INSTRUMENT PANEL GARNISH SUB-ASSEMBLY WITH AIR CONDITIONING CONTROL ASSEMBLY

5. INSTALL INSTRUMENT SIDE PANEL

6. CONNECT FRONT DOOR OPENING TRIM WEATHERSTRIP

7. INSTALL LOWER CENTER INSTRUMENT CLUSTER FINISH PANEL SUB-ASSEMBLY

8. INSTALL LOWER CENTER INSTRUMENT PANEL FINISH PANEL

9. INSTALL NO. 1 INSTRUMENT PANEL UNDER COVER SUB-ASSEMBLY (w/ Knee Airbag)

10. INSTALL COWL SIDE TRIM BOARD LH (w/ Knee Airbag)

11. INSTALL FRONT DOOR SCUFF PLATE LH (w/ Knee Airbag)

