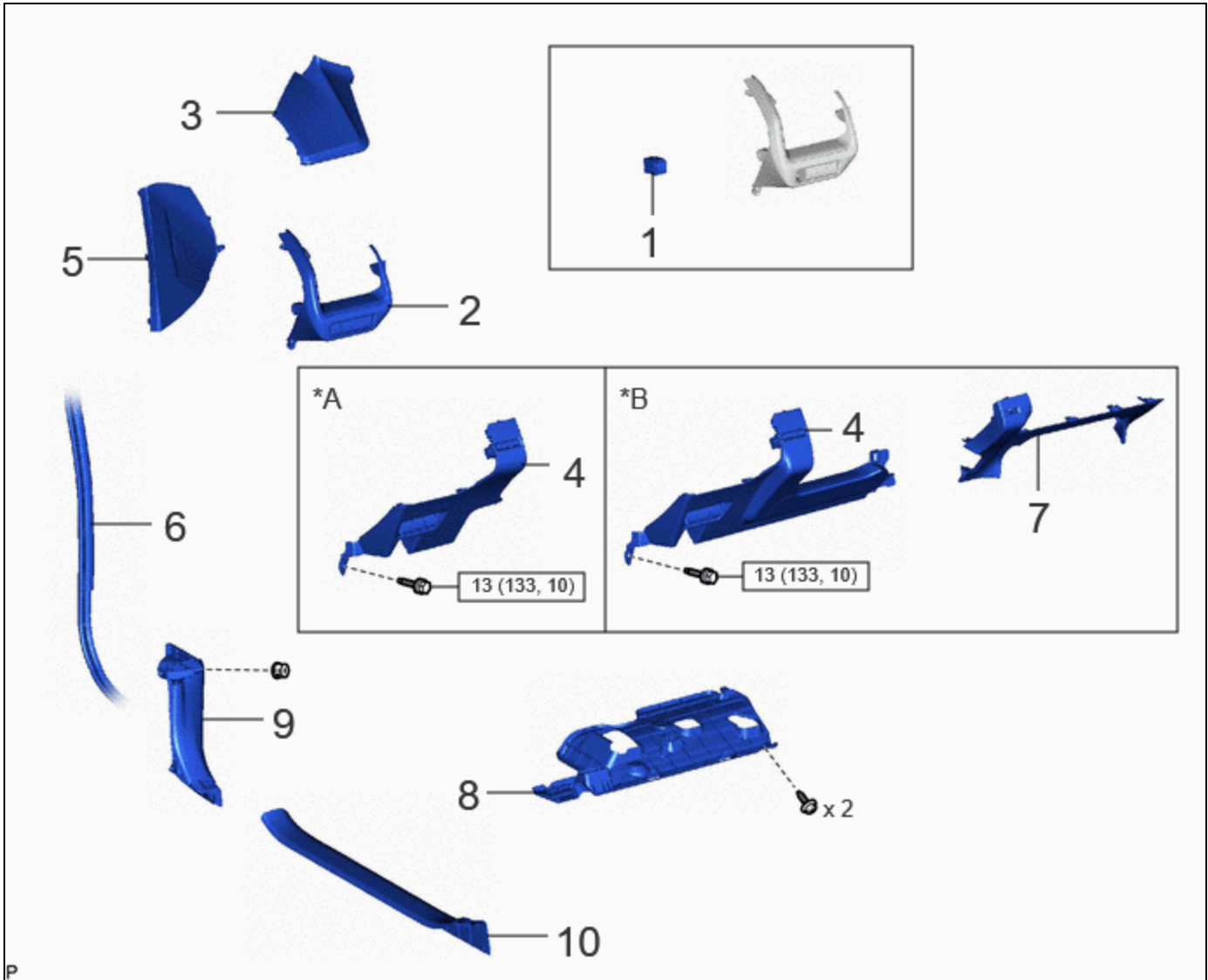


Last Modified: 12-04-2024	6.11:8.1.0	Doc ID: RM10000000292L7
Model Year Start: 2023	Model: Prius Prime	Prod Date Range: [12/2022 -]
Title: LIGHTING (EXT): HEADLIGHT LEVELING SWITCH: INSTALLATION; 2023 - 2024 MY Prius Prius Prime [12/2022 -]		




INSTALLATION


CAUTION / NOTICE / HINT

COMPONENTS (INSTALLATION)



PROCEDURE		PART NAME CODE			
1	HEADLIGHT LEVELING SWITCH	84152	-	-	-
2	NO. 1 INSTRUMENT PANEL GARNISH SUB-ASSEMBLY	55011A	-	-	-

	PROCEDURE	PART NAME CODE			
3	INSTRUMENT CLUSTER FINISH PANEL ASSEMBLY	55410C	-	-	-
4	LOWER INSTRUMENT PANEL FINISH PANEL ASSEMBLY	55480D	-	-	-
5	INSTRUMENT SIDE PANEL	55318C	-	-	-
6	FRONT DOOR OPENING TRIM WEATHERSTRIP	62312B	-	-	-
7	LOWER CENTER INSTRUMENT PANEL FINISH PANEL	55434B	-	-	-
8	NO. 1 INSTRUMENT PANEL UNDER COVER SUB-ASSEMBLY	55606	-	-	-
9	COWL SIDE TRIM BOARD	62112	-	-	-
10	FRONT DOOR SCUFF PLATE	67914	-	-	-

*A	w/ Knee Airbag	*B	w/o Knee Airbag
	N*m (kgf*cm, ft.*lbf): Specified torque	-	-

PROCEDURE

- 1. INSTALL HEADLIGHT LEVELING SWITCH**
- 2. INSTALL NO. 1 INSTRUMENT PANEL GARNISH SUB-ASSEMBLY**
- 3. INSTALL INSTRUMENT CLUSTER FINISH PANEL ASSEMBLY**
- 4. INSTALL LOWER INSTRUMENT PANEL FINISH PANEL ASSEMBLY**
- 5. INSTALL INSTRUMENT SIDE PANEL**
- 6. CONNECT FRONT DOOR OPENING TRIM WEATHERSTRIP**
- 7. INSTALL LOWER CENTER INSTRUMENT PANEL FINISH PANEL (w/o Knee Airbag)**
- 8. INSTALL NO. 1 INSTRUMENT PANEL UNDER COVER SUB-ASSEMBLY**
- 9. INSTALL COWL SIDE TRIM BOARD**
- 10. INSTALL FRONT DOOR SCUFF PLATE**

