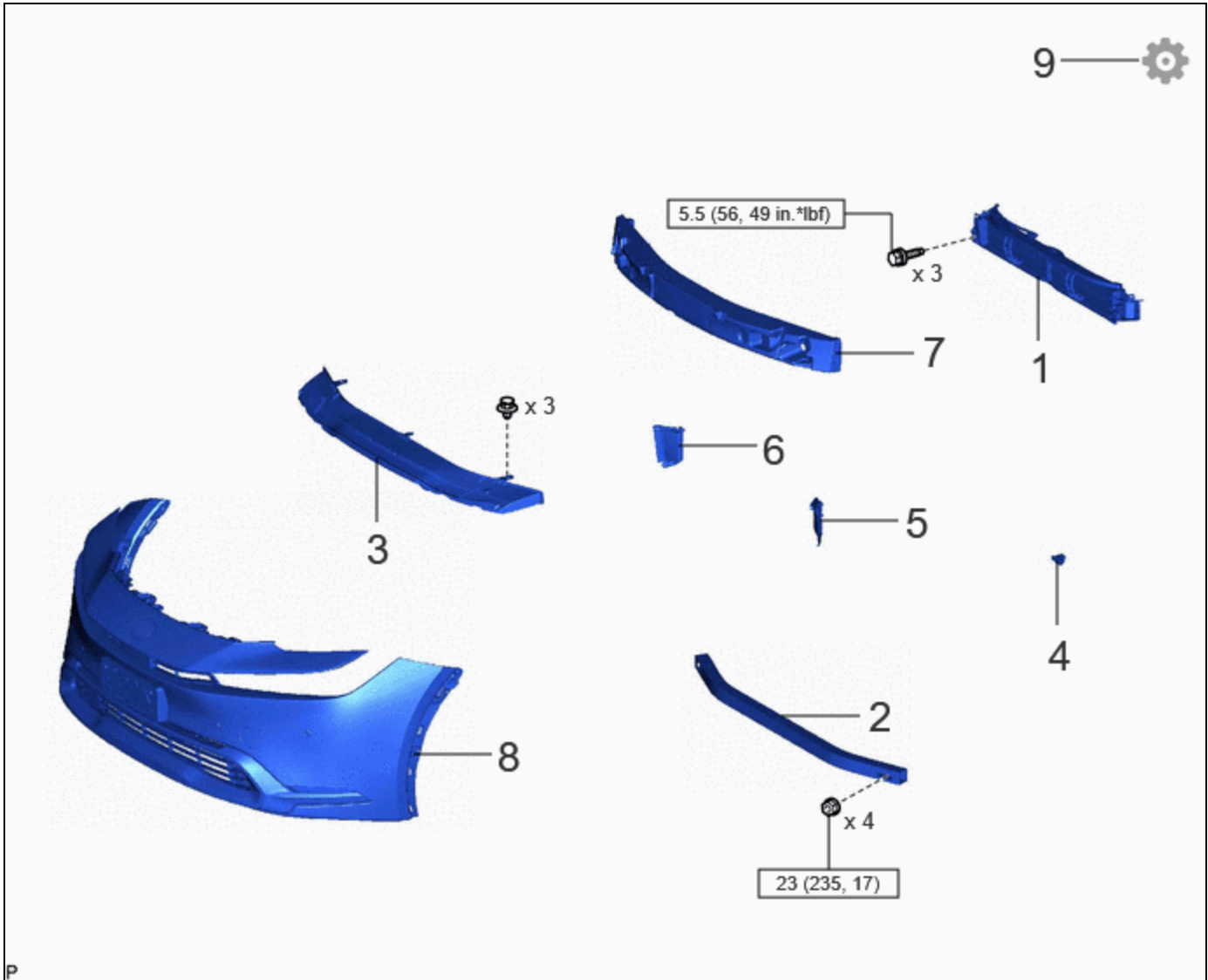


Last Modified: 12-04-2024	6.11:8.1.0	Doc ID: RM1000000029QEP
Model Year Start: 2023	Model: Prius Prime	Prod Date Range: [12/2022 -]
Title: EXTERIOR PANELS / TRIM: GRILLE SHUTTER: INSTALLATION; 2023 - 2024 MY Prius Prius Prime [12/2022 -]		




INSTALLATION


CAUTION / NOTICE / HINT

COMPONENTS (INSTALLATION)



	PROCEDURE	PART NAME CODE			
1	RADIATOR SHUTTER ASSEMBLY	53180D	-	-	-
2	NO. 2 FRONT BUMPER REINFORCEMENT	52132A	-	-	-

	PROCEDURE	PART NAME CODE			
3	FRONT BUMPER LOWER ABSORBER	52618	-	-	-
4	THERMISTOR ASSEMBLY	88790B	-	-	-
5	FRONT RADIATOR SIDE AIR GUIDE PLATE LH	16695A	-	-	-
6	FRONT RADIATOR SIDE AIR GUIDE PLATE RH	16691A	-	-	-
7	FRONT BUMPER ENERGY ABSORBER	52611	-	-	-
8	FRONT BUMPER ASSEMBLY	-	-	-	-
9	INITIALIZATION GRILLE SHUTTER SYSTEM	-	-	-	INFO

	N*m (kgf*cm, ft.*lbf): Specified torque	-	-
---	---	---	---

PROCEDURE

1. INSTALL RADIATOR SHUTTER ASSEMBLY

Torque:

5.5 N·m {56 kgf·cm, 49 in·lbf}

2. INSTALL NO. 2 FRONT BUMPER REINFORCEMENT

Click here [INFO](#)

3. INSTALL FRONT BUMPER LOWER ABSORBER

4. INSTALL THERMISTOR ASSEMBLY

5. INSTALL FRONT RADIATOR SIDE AIR GUIDE PLATE LH

6. INSTALL FRONT RADIATOR SIDE AIR GUIDE PLATE RH

7. INSTALL FRONT BUMPER ENERGY ABSORBER

8. INSTALL FRONT BUMPER ASSEMBLY

Click here [INFO](#)

9. INITIALIZATION GRILLE SHUTTER SYSTEM

Click here [INFO](#)

