

Last Modified: 12-04-2024	6.11:8.1.0	Doc ID: RM1000000029QFG
Model Year Start: 2023	Model: Prius Prime	Prod Date Range: [12/2022 -]
Title: EXTERIOR PANELS / TRIM: FRONT PILLAR UPPER COVER: REMOVAL; 2023 - 2024 MY Prius Prius Prime [12/2022 -]		

REMOVAL

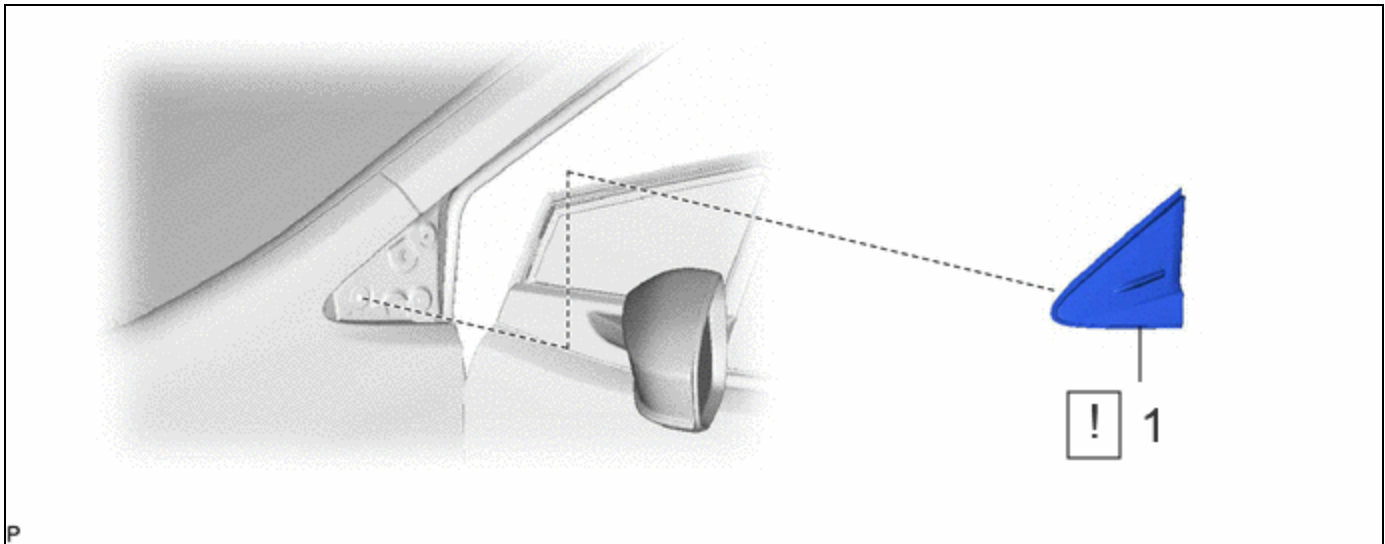
CAUTION / NOTICE / HINT

HINT:

- Use the same procedure for the RH side and LH side.
- The following procedure is for the LH side.

CAUTION / NOTICE / HINT

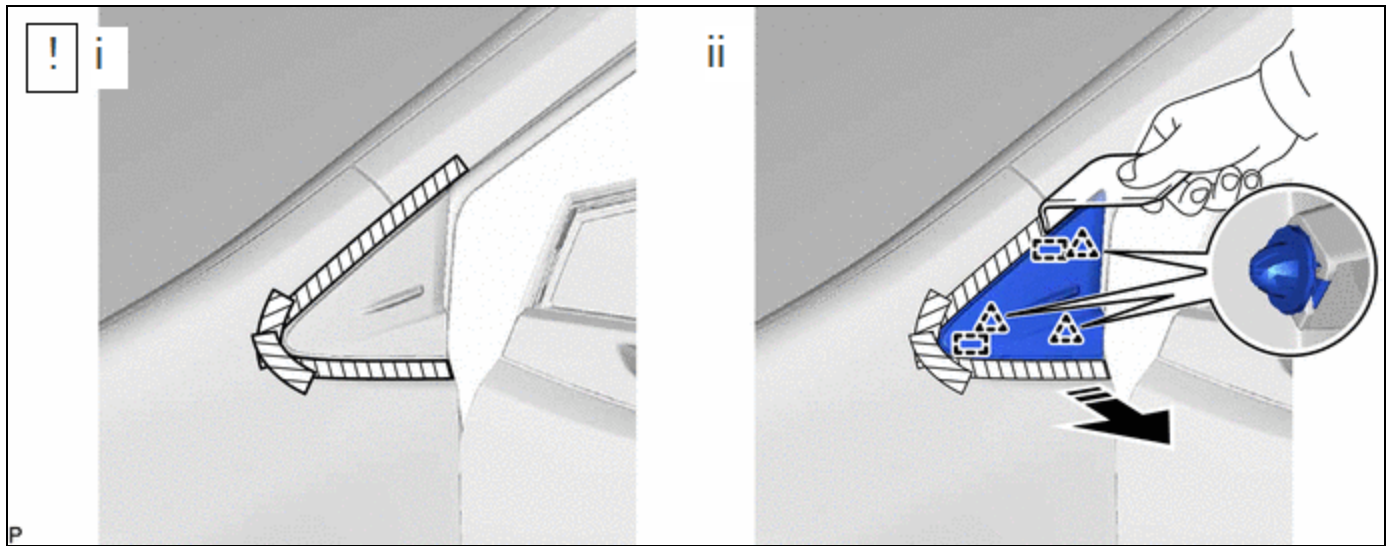
COMPONENTS (REMOVAL)




PROCEDURE		PART NAME CODE			
1	FRONT PILLAR UPPER COVER SUB-ASSEMBLY	60118	INFO	-	-

PROCEDURE

1. REMOVE FRONT PILLAR UPPER COVER SUB-ASSEMBLY



	Remove in this Direction	-	-
---	--------------------------	---	---

- (1) Apply protective tape around the front pillar upper cover sub-assembly as shown in the illustration.
- (2) Using a moulding remover, disengage the 3 clips and 2 guides as shown in the illustration to remove the front pillar upper cover sub-assembly.

