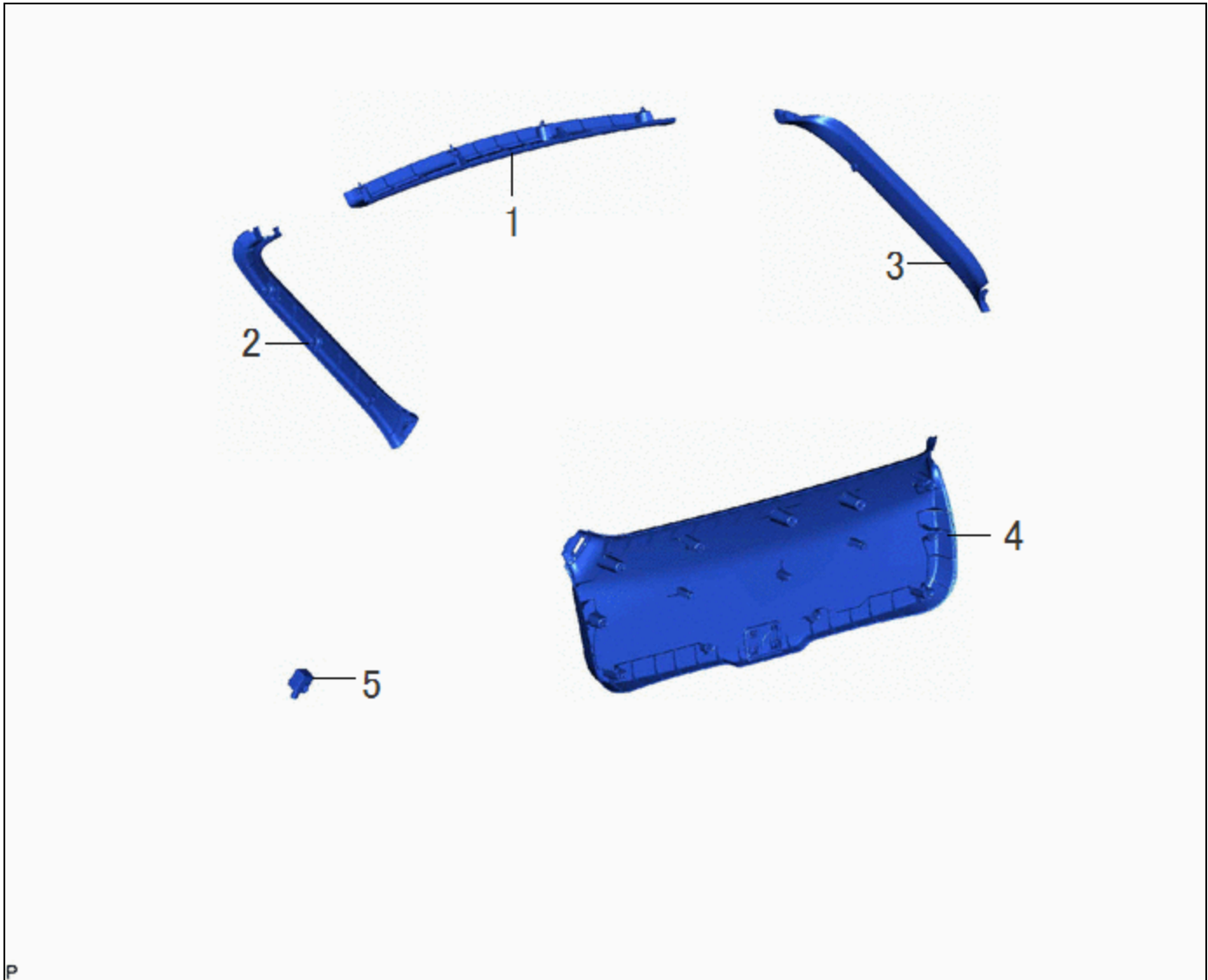





<b>Last Modified:</b> 12-04-2024	6.11:8.1.0	<b>Doc ID:</b> RM100000002925U
<b>Model Year Start:</b> 2023	<b>Model:</b> Prius Prime	<b>Prod Date Range:</b> [12/2022 - ]
<b>Title:</b> DOOR / HATCH: POWER BACK DOOR WARNING BUZZER: REMOVAL; 2023 - 2024 MY Prius Prius Prime [12/2022 - ]		




## REMOVAL

## CAUTION / NOTICE / HINT

### COMPONENTS (REMOVAL)



	PROCEDURE	PART NAME CODE			
1	BACK DOOR UPPER TRIM PANEL ASSEMBLY	64790B	-	-	-
2	BACK DOOR SIDE GARNISH LH	67938A	-	-	-

	PROCEDURE	PART NAME CODE			
3	BACK DOOR SIDE GARNISH RH	67937B	-	-	-
4	BACK DOOR TRIM BOARD ASSEMBLY	67750	-	-	-
5	POWER BACK DOOR WARNING BUZZER	89747E	-	-	-

## PROCEDURE

### 1. REMOVE BACK DOOR UPPER TRIM PANEL ASSEMBLY

Click here [INFO](#)

### 2. REMOVE BACK DOOR SIDE GARNISH LH

Click here [INFO](#)

### 3. REMOVE BACK DOOR SIDE GARNISH RH

(a) Use the same procedure for the LH side.

### 4. REMOVE BACK DOOR TRIM BOARD ASSEMBLY

Click here [INFO](#)

### 5. REMOVE POWER BACK DOOR WARNING BUZZER

