

Last Modified: 12-04-2024	6.11:8.1.0	Doc ID: RM100000002925M
Model Year Start: 2023	Model: Prius Prime	Prod Date Range: [12/2022 -]
Title: DOOR / HATCH: POWER BACK DOOR TOUCH SENSOR: REMOVAL; 2023 - 2024 MY Prius Prius Prime [12/2022 -]		

REMOVAL

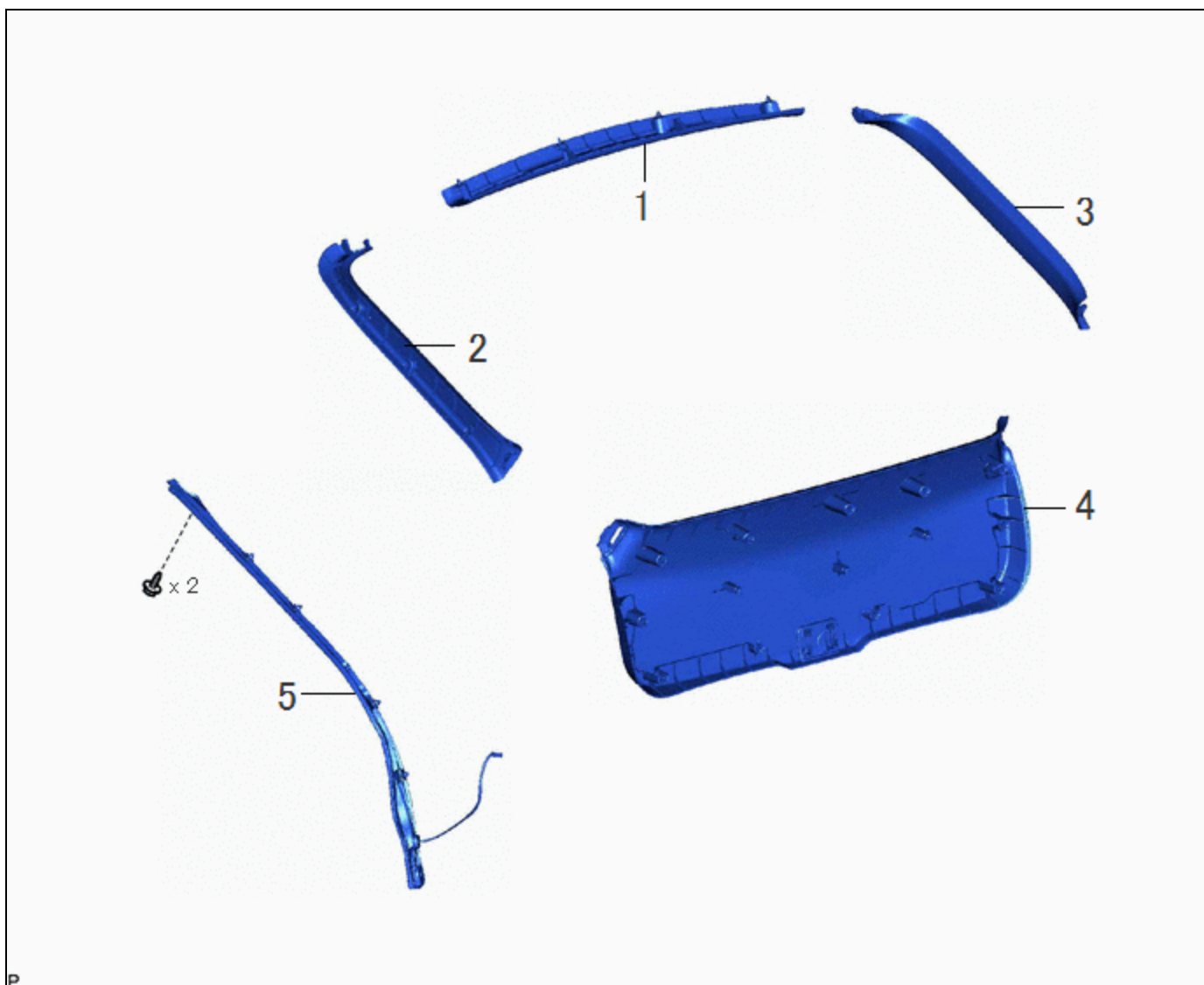
CAUTION / NOTICE / HINT




HINT:

- Use the same procedure for the RH side and LH side.
- The following procedure is for the LH side.

CAUTION / NOTICE / HINT

COMPONENTS (REMOVAL)



	PROCEDURE	PART NAME CODE			
1	BACK DOOR UPPER TRIM PANEL ASSEMBLY	64790B	-	-	-
2	BACK DOOR SIDE GARNISH LH	67938A	-	-	-
3	BACK DOOR SIDE GARNISH RH	67937B	-	-	-
4	BACK DOOR TRIM BOARD ASSEMBLY	67750	-	-	-
5	POWER BACK DOOR SENSOR ASSEMBLY	84280D	-	-	-

PROCEDURE

1. REMOVE BACK DOOR UPPER TRIM PANEL ASSEMBLY

Click here [INFO](#)

2. REMOVE BACK DOOR SIDE GARNISH LH

Click here [INFO](#)

3. REMOVE BACK DOOR SIDE GARNISH RH

(a) Use the same procedure for the LH side.

4. REMOVE BACK DOOR TRIM BOARD ASSEMBLY

Click here [INFO](#)

5. REMOVE POWER BACK DOOR SENSOR ASSEMBLY

