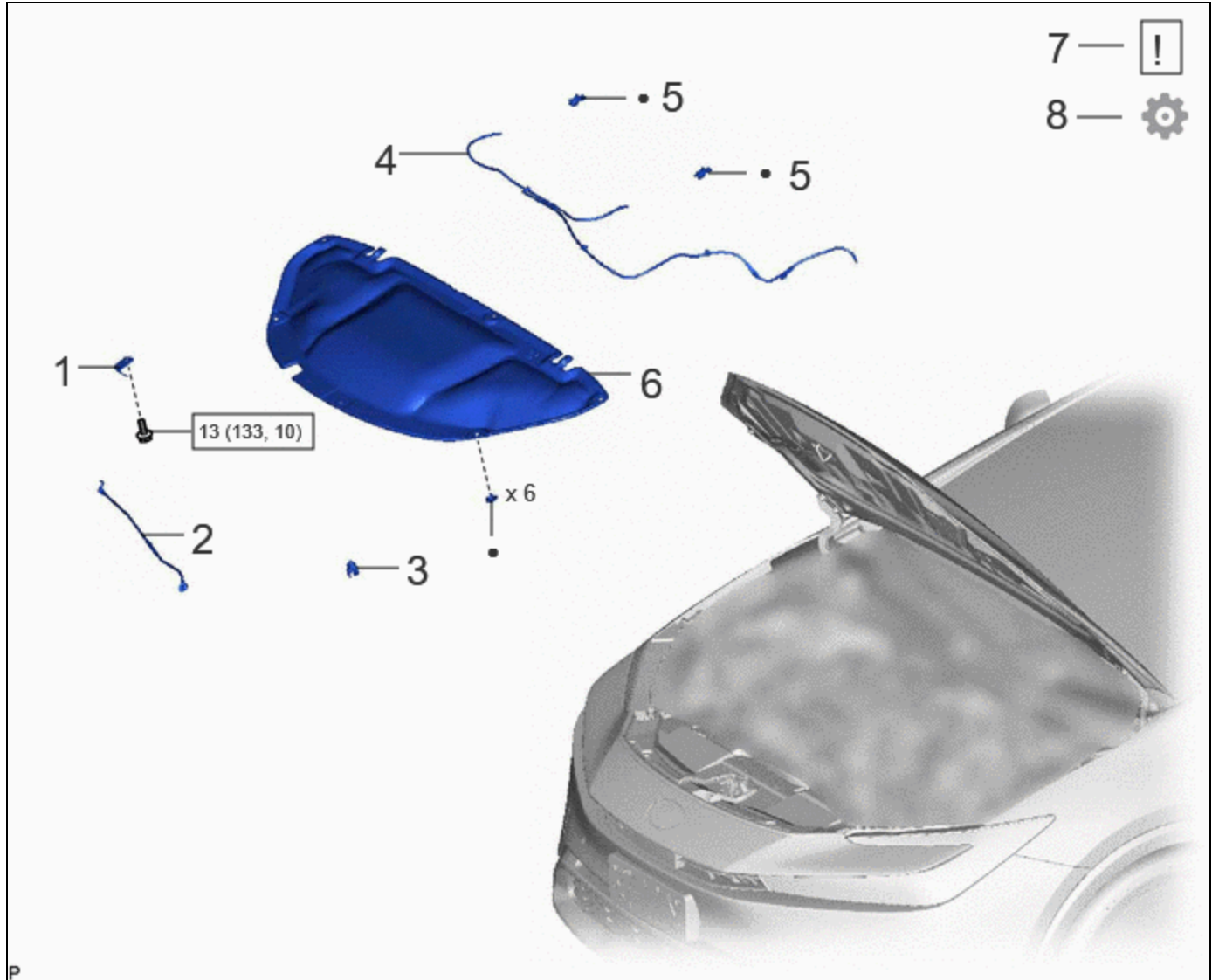





Last Modified: 12-04-2024	6.11:8.1.0	Doc ID: RM100000002924P
Model Year Start: 2023	Model: Prius Prime	Prod Date Range: [12/2022 -]
Title: DOOR / HATCH: HOOD: REASSEMBLY; 2023 - 2024 MY Prius Prius Prime [12/2022 -]		


REASSEMBLY

CAUTION / NOTICE / HINT



PROCEDURE		PART NAME CODE	!	📄	⚙️
1	HOOD STAY BRACKET	53336A	-	-	-
2	HOOD SUPPORT ROD	53451	-	-	-
3	HOOD STAY HOLDER	53452	-	-	-
4	WASHER HOSE ASSEMBLY	-	-	-	-
5	WASHER NOZZLE SUB-ASSEMBLY	85035	-	-	-

	PROCEDURE	PART NAME CODE			
6	HOOD INSULATOR	53341B	-	-	-
7	INSPECT WASHER NOZZLE SUB-ASSEMBLY	85035	INFO	-	-
8	ADJUST WASHER NOZZLE SUB-ASSEMBLY	85035	-	-	INFO

	N*m (kgf*cm, ft.*lbf): Specified torque		<ul style="list-style-type: none"> • Non-reusable part
---	---	--	---

PROCEDURE

1. INSTALL HOOD STAY BRACKET

Torque:

13 N·m {133 kgf·cm, 10 ft·lbf}

2. INSTALL HOOD SUPPORT ROD


3. INSTALL HOOD STAY HOLDER

4. CONNECT WASHER HOSE ASSEMBLY

5. INSTALL WASHER NOZZLE SUB-ASSEMBLY

6. INSTALL HOOD INSULATOR

7. INSPECT WASHER NOZZLE SUB-ASSEMBLY

	Click here INFO
---	---------------------------------

8. ADJUST WASHER NOZZLE SUB-ASSEMBLY

Click here [INFO](#)

