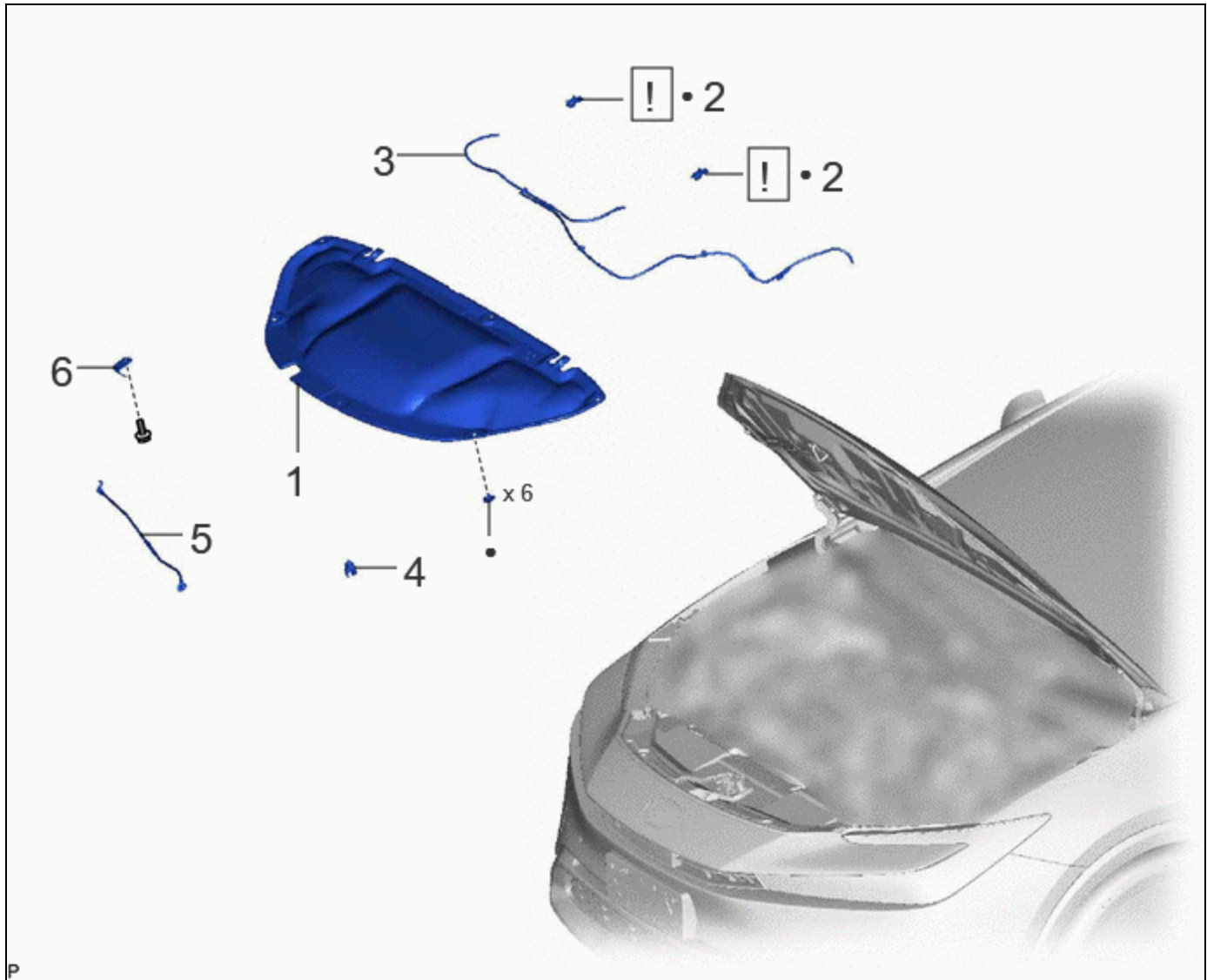


<b>Last Modified:</b> 12-04-2024	6.11:8.1.0	<b>Doc ID:</b> RM100000002924N
<b>Model Year Start:</b> 2023	<b>Model:</b> Prius Prime	<b>Prod Date Range:</b> [12/2022 - ]
<b>Title:</b> DOOR / HATCH: HOOD: DISASSEMBLY; 2023 - 2024 MY Prius Prius Prime [12/2022 - ]		




## DISASSEMBLY

### CAUTION / NOTICE / HINT

#### COMPONENTS (DISASSEMBLY)



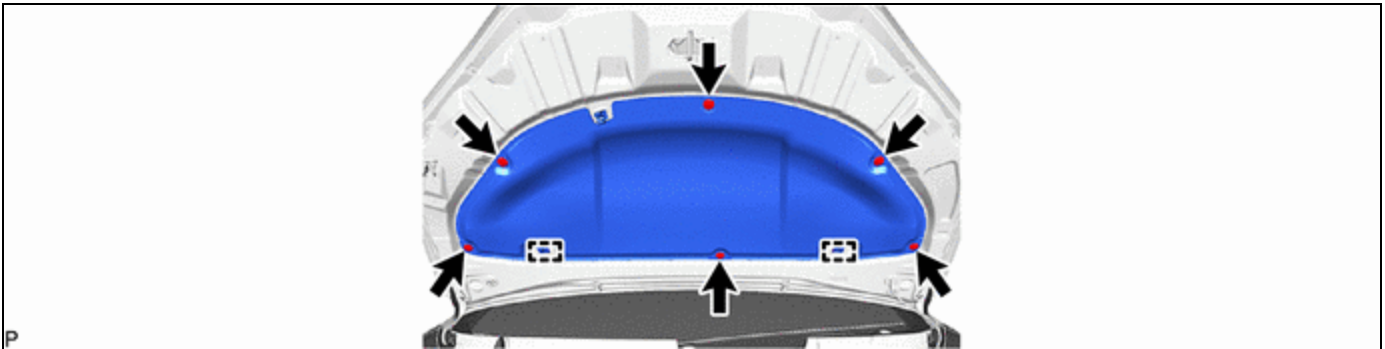
PROCEDURE		PART NAME CODE			
1	HOOD INSULATOR	53341B	-	-	-
2	WASHER NOZZLE SUB-ASSEMBLY	85035	<a href="#">INFO</a>	-	-
3	WASHER HOSE ASSEMBLY	-	-	-	-

PROCEDURE	PART NAME CODE			
4 HOOD STAY HOLDER	53452	-	-	-
5 HOOD SUPPORT ROD	53451	-	-	-
6 HOOD STAY BRACKET	53336A	-	-	-


•	Non-reusable part	-	-
---	-------------------	---	---

## PROCEDURE

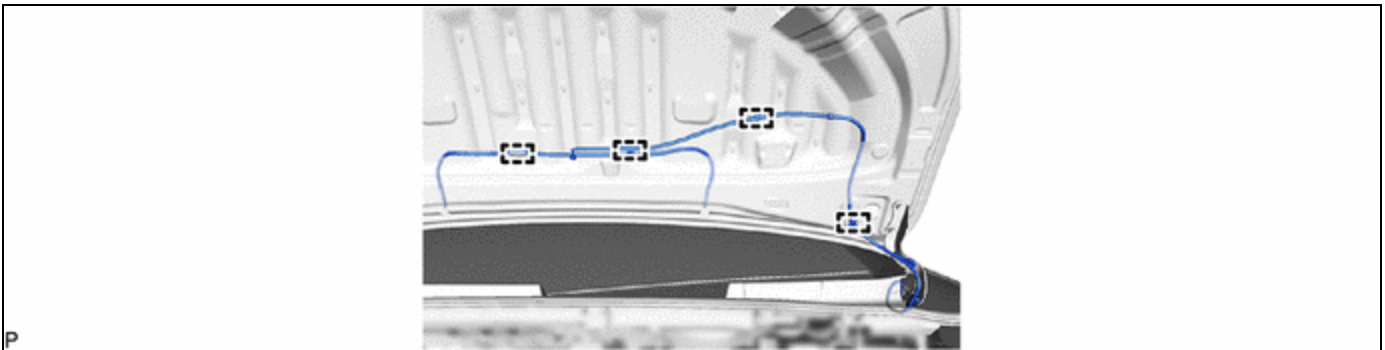
### 1. REMOVE HOOD INSULATOR




### 2. REMOVE WASHER NOZZLE SUB-ASSEMBLY

	Click here <a href="#">INFO</a>
---	---------------------------------


### 3. DISCONNECT WASHER HOSE ASSEMBLY



### 4. REMOVE HOOD STAY HOLDER



**5. REMOVE HOOD SUPPORT ROD**



**6. REMOVE HOOD STAY BRACKET**

