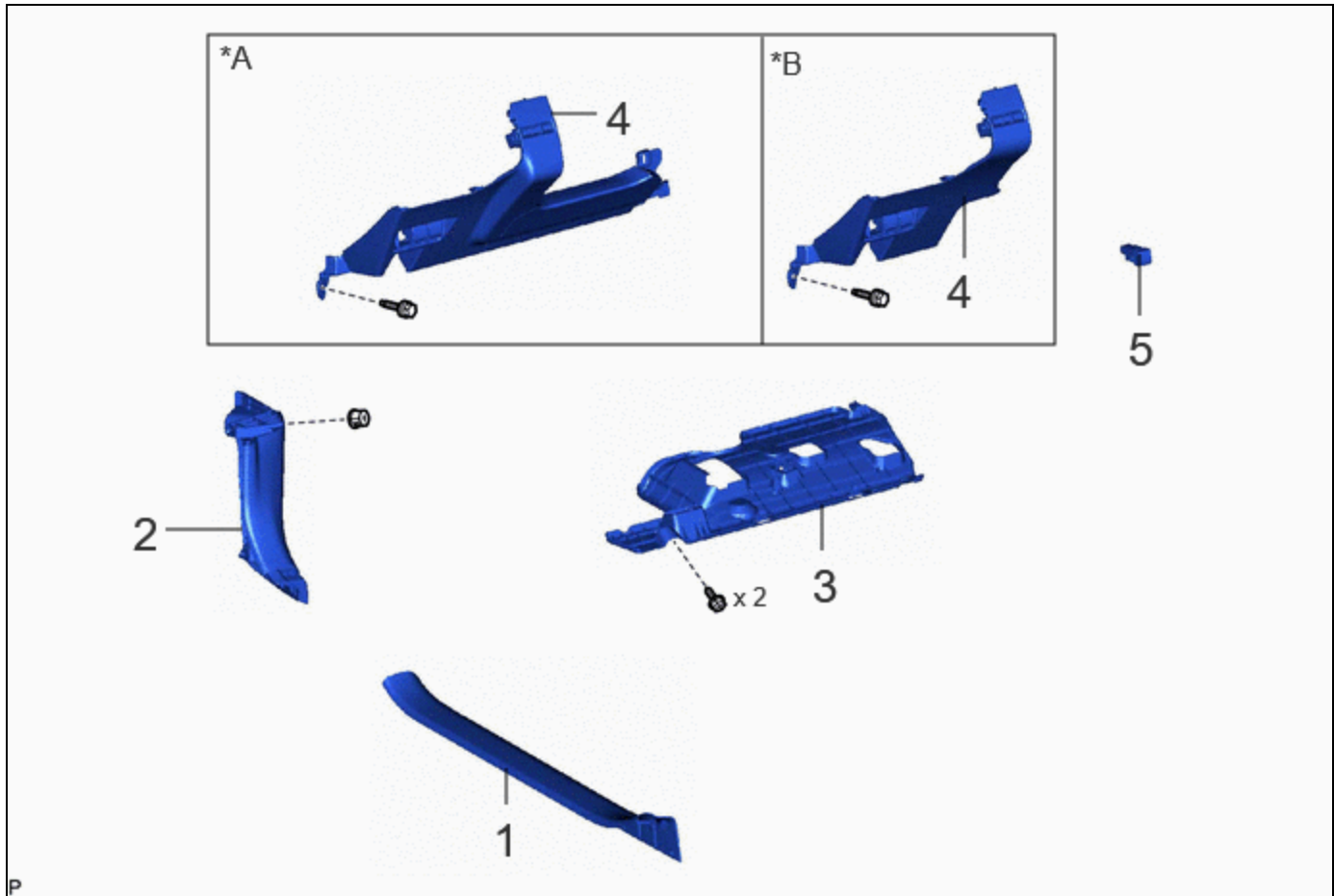


Last Modified: 12-04-2024	6.11:8.1.0	Doc ID: RM1000000029261
Model Year Start: 2023	Model: Prius Prime	Prod Date Range: [12/2022 -]
Title: DOOR / HATCH: FUEL LID OPENER SWITCH: REMOVAL; 2023 - 2024 MY Prius Prius Prime [12/2022 -]		

REMOVAL

CAUTION / NOTICE / HINT

COMPONENTS (REMOVAL)



PROCEDURE		PART NAME CODE	!	📄	⚙️
1	FRONT DOOR SCUFF PLATE LH	67914	-	-	-
2	COWL SIDE TRIM BOARD LH	62112	-	-	-
3	NO. 1 INSTRUMENT PANEL UNDER COVER SUB-ASSEMBLY	55606	-	-	-
4	LOWER INSTRUMENT PANEL FINISH PANEL ASSEMBLY	55480D	-	-	-
5	FUEL LID OPENER SWITCH	84841A	-	-	-

*A	w/o Knee Airbag	*B	w/ Knee Airbag
----	-----------------	----	----------------

PROCEDURE

1. REMOVE FRONT DOOR SCUFF PLATE LH

Click here [INFO](#)

2. REMOVE COWL SIDE TRIM BOARD LH

Click here [INFO](#)


3. REMOVE NO. 1 INSTRUMENT PANEL UNDER COVER SUB-ASSEMBLY


Click here [INFO](#)

4. REMOVE LOWER INSTRUMENT PANEL FINISH PANEL ASSEMBLY

Click here [INFO](#)

5. REMOVE FUEL LID OPENER SWITCH



	Remove in this Direction	-	-
---	--------------------------	---	---

