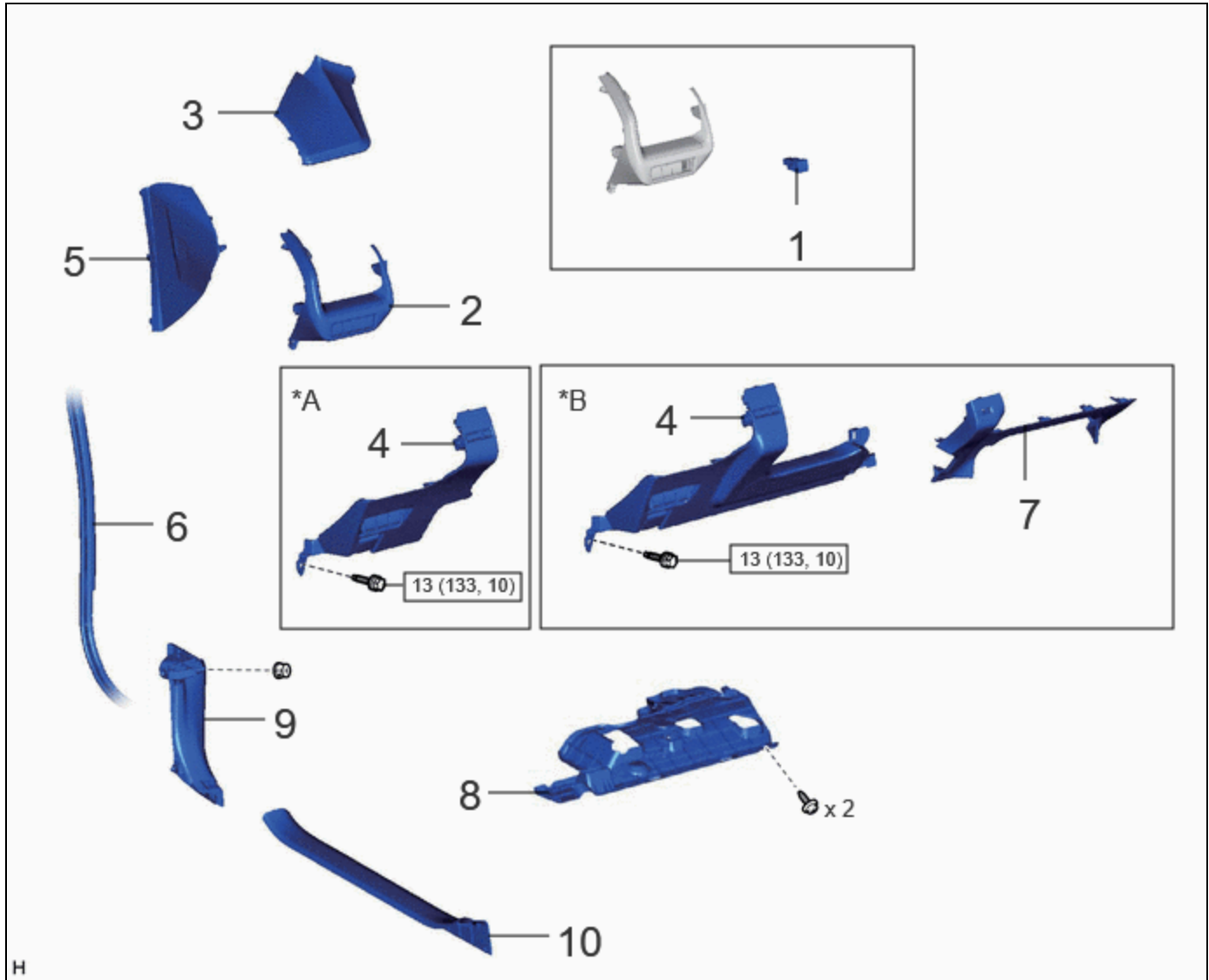


<b>Last Modified:</b> 12-04-2024	6.11:8.1.0	<b>Doc ID:</b> RM1000000029TKV
<b>Model Year Start:</b> 2023	<b>Model:</b> Prius Prime	<b>Prod Date Range:</b> [12/2022 - ]
<b>Title:</b> STEERING COLUMN: STEERING HEATER SWITCH: INSTALLATION; 2023 - 2024 MY Prius Prius Prime [12/2022 - ]		




## INSTALLATION


### CAUTION / NOTICE / HINT

#### COMPONENTS (INSTALLATION)



PROCEDURE		PART NAME CODE			
1	STEERING HEATER SWITCH	84255	-	-	-
2	NO. 1 INSTRUMENT PANEL GARNISH SUB-ASSEMBLY	55011A	-	-	-

	PROCEDURE	PART NAME CODE			
3	INSTRUMENT CLUSTER FINISH PANEL ASSEMBLY	55410C	-	-	-
4	LOWER INSTRUMENT PANEL FINISH PANEL ASSEMBLY	55480D	-	-	-
5	INSTRUMENT SIDE PANEL	55318C	-	-	-
6	FRONT DOOR OPENING TRIM WEATHERSTRIP	62312B	-	-	-
7	LOWER CENTER INSTRUMENT PANEL FINISH PANEL	55434B	-	-	-
8	NO. 1 INSTRUMENT PANEL UNDER COVER SUB-ASSEMBLY	55606	-	-	-
9	COWL SIDE TRIM BOARD	62112	-	-	-
10	FRONT DOOR SCUFF PLATE	67914	-	-	-

*A	w/ Knee Airbag	*B	w/o Knee Airbag
	N*m (kgf*cm, ft.*lbf): Specified torque	-	-

## **PROCEDURE**

- 1. INSTALL STEERING HEATER SWITCH**
- 2. INSTALL NO. 1 INSTRUMENT PANEL GARNISH SUB-ASSEMBLY**
- 3. INSTALL INSTRUMENT CLUSTER FINISH PANEL ASSEMBLY**
- 4. INSTALL LOWER INSTRUMENT PANEL FINISH PANEL ASSEMBLY**
- 5. INSTALL INSTRUMENT SIDE PANEL**
- 6. CONNECT FRONT DOOR OPENING TRIM WEATHERSTRIP**
- 7. INSTALL LOWER CENTER INSTRUMENT PANEL FINISH PANEL (w/o Knee Airbag)**
- 8. INSTALL NO. 1 INSTRUMENT PANEL UNDER COVER SUB-ASSEMBLY**
- 9. INSTALL COWL SIDE TRIM BOARD**
- 10. INSTALL FRONT DOOR SCUFF PLATE**

