

Last Modified: 12-04-2024	6.11:8.1.0	Doc ID: RM100000029YHU
Model Year Start: 2023	Model: Prius Prime	Prod Date Range: [12/2022 -]
Title: POWER DISTRIBUTION: POWER INTEGRATION SYSTEM: VEHICLE CONTROL HISTORY; 2023 - 2024 MY Prius Prius Prime [12/2022 -]		

VEHICLE CONTROL HISTORY

NOTICE:

Make sure to record any output Vehicle Control History codes before clearing them and checking the Vehicle Control History again.











CHECK VEHICLE CONTROL HISTORY (POWER DISTRIBUTION BOX ASSEMBLY)

(a) Read the Vehicle Control History (RoB) according to the display on the GTS.

Body Electrical > Power Distribution Box > Utility

TESTER DISPLAY
Vehicle Control History (RoB)

Vehicle Control History (RoB)

CODE	TESTER DISPLAY	MEASUREMENT ITEM	DIAGNOSTIC NOTE
X0A50	Rear Defogger Fuse Shut Off History	History of output shutoff due to overcurrent in the rear defogger drive circuit.	
X0A51	Mirror Heater Fuse Shut Off History	History of output shutoff due to overcurrent in the mirror heater drive circuit.	
X0A54	Power Retract Mirror Fuse Shut Off History	History of output shutoff due to overcurrent in the power retract mirror drive circuit.	
X0A55	Back-up Light Fuse Shut Off History	History of output shutoff due to overcurrent in the back-up light drive circuit.	
X0A5B	Dome Cut Fuse Shut Off History	History of output shutoff due to overcurrent in the dome cut drive circuit.	
X0A60	Power Source Operation Advice Sending	Power supply operation advice transmission history.	for M20A-FXS: 
			for 2ZR-FXE: 
X0A61	Battery Saver Request Sending	Battery saver demand transmission history.	for M20A-FXS: 
			for 2ZR-FXE: 
X0A62	Power Source Management Load Control Enforcement	The power supply management load control enforcement history.	-
X0A63	Dome Cut Forced Off by Timer	History of forced off operation when a certain amount of time elapsed after a communication malfunction during	

CODE	TESTER DISPLAY	MEASUREMENT ITEM	DIAGNOSTIC NOTE
		dome cut.	

CLEAR VEHICLE CONTROL HISTORY (POWER DISTRIBUTION BOX ASSEMBLY)

NOTICE:

By performing this procedure, all stored Vehicle Control History will be cleared.

(a) According to the display on the GTS, clear the Vehicle Control History (RoB).

Body Electrical > Power Distribution Box > Utility

TESTER DISPLAY
Vehicle Control History (RoB)

