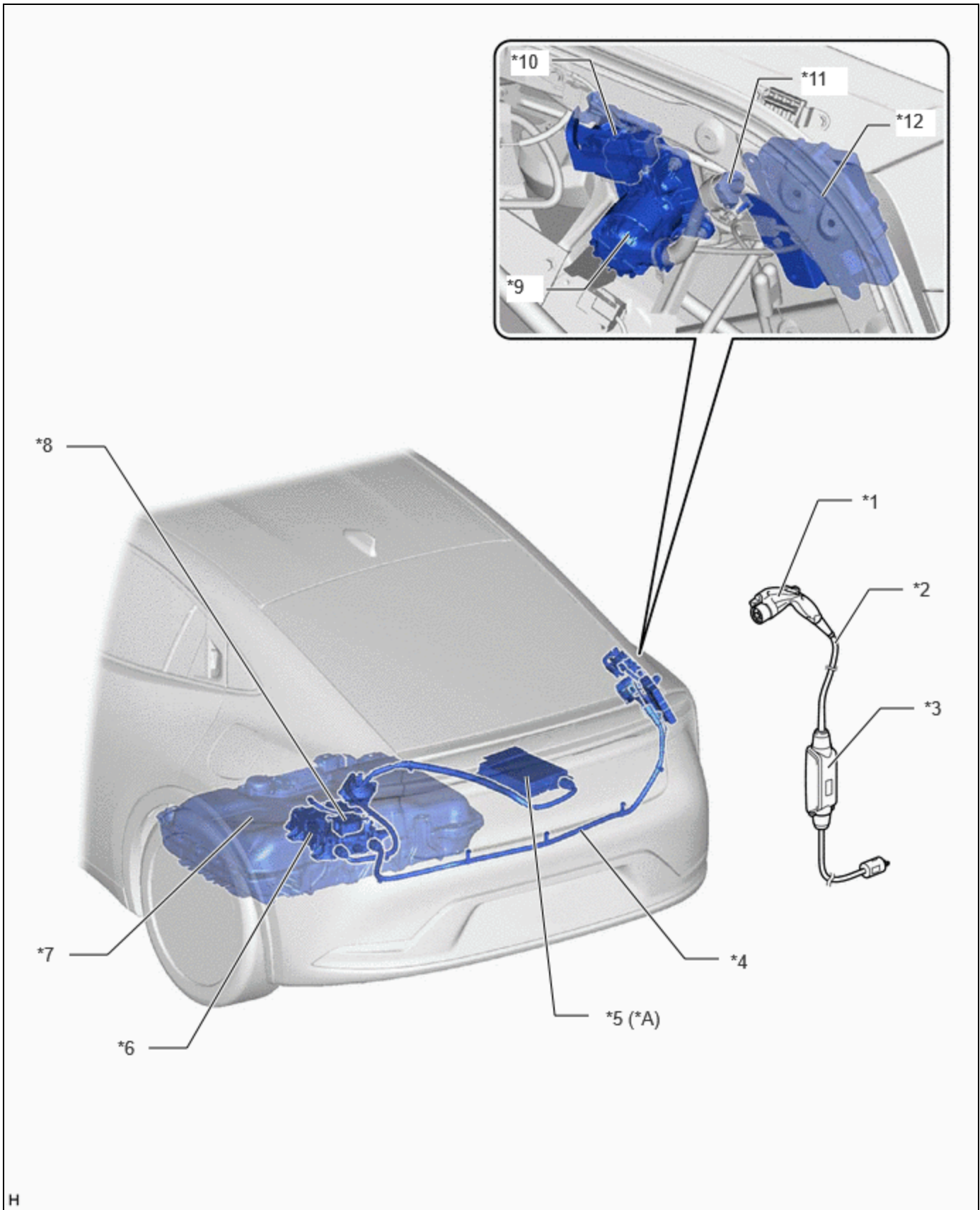


Last Modified: 12-04-2024	6.11:8.1.0	Doc ID: RM10000002BEFQ
Model Year Start: 2023	Model: Prius Prime	Prod Date Range: [03/2023 -]
Title: HYBRID / BATTERY CONTROL: PLUG-IN CHARGE CONTROL SYSTEM (for PHEV Model): PARTS LOCATION; 2023 - 2024 MY Prius Prime [03/2023 -]		

[PARTS LOCATION](#)

[ILLUSTRATION](#)

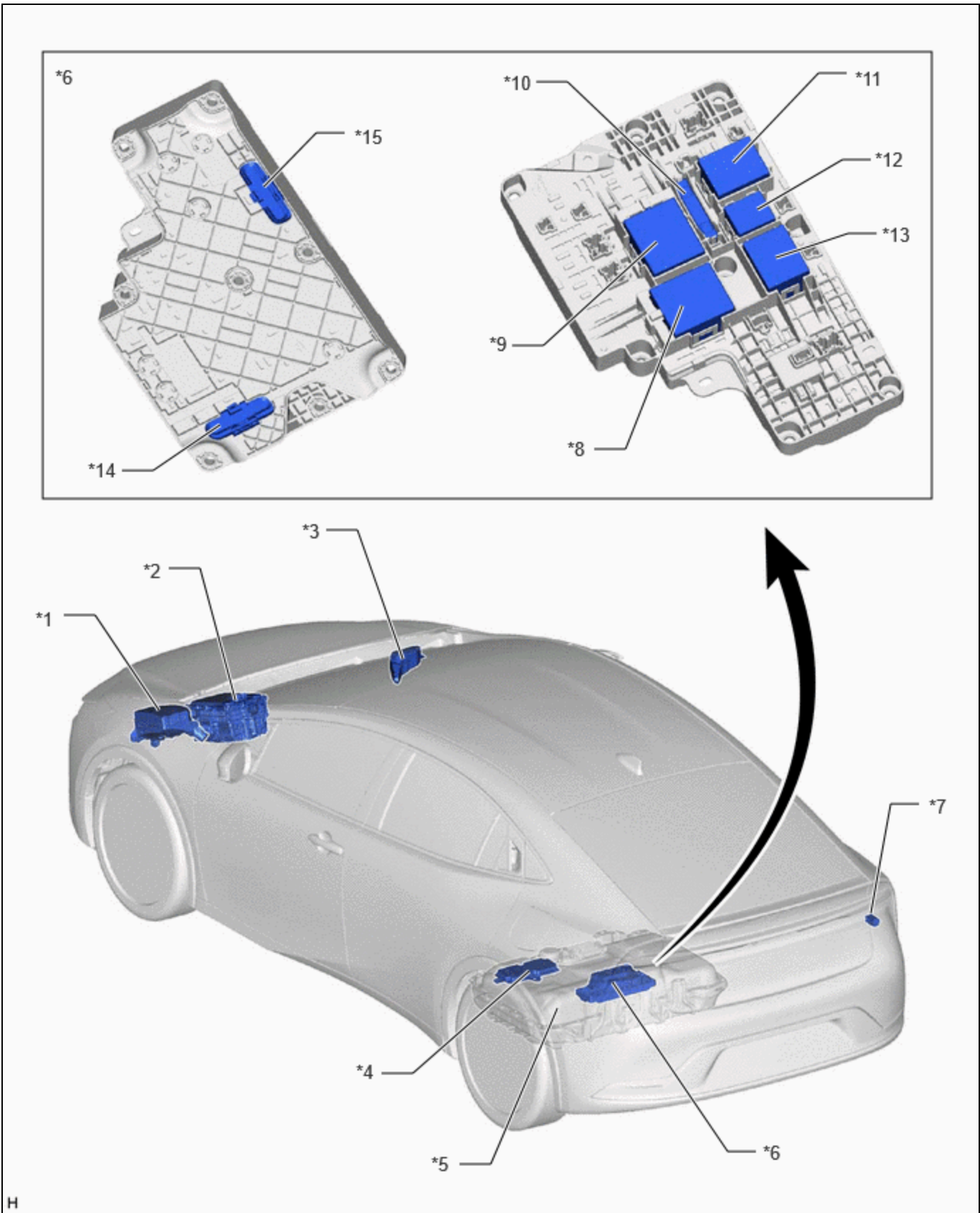


H

*A	w/ SOLAR CHARGING SYSTEM	-	-
*1	CHARGING CONNECTOR	*2	CHARGING CABLE (ELECTRIC VEHICLE CHARGER CABLE ASSEMBLY)
*3	CCID (CHARGING CIRCUIT INTERRUPTING DEVICE)	*4	EV CHARGER WIRE

*5	SOLAR ENERGY CONTROL ECU ASSEMBLY	*6	ELECTRIC VEHICLE CHARGER ASSEMBLY - CHARGE CONTROL ECU - VOLTAGE INVERTER ASSEMBLY
*7	HV SUPPLY BATTERY ASSEMBLY	*8	CHARGER COOLING BLOWER
*9	AC CHARGER INLET CABLE - CHARGING INLET	*10	CABLE EV CHARGER LOCK ASSEMBLY
*11	CHARGING INDICATOR (EV CHARGER LID INDICATOR)	*12	PLUGIN CHARGE CONTROL ECU ASSEMBLY

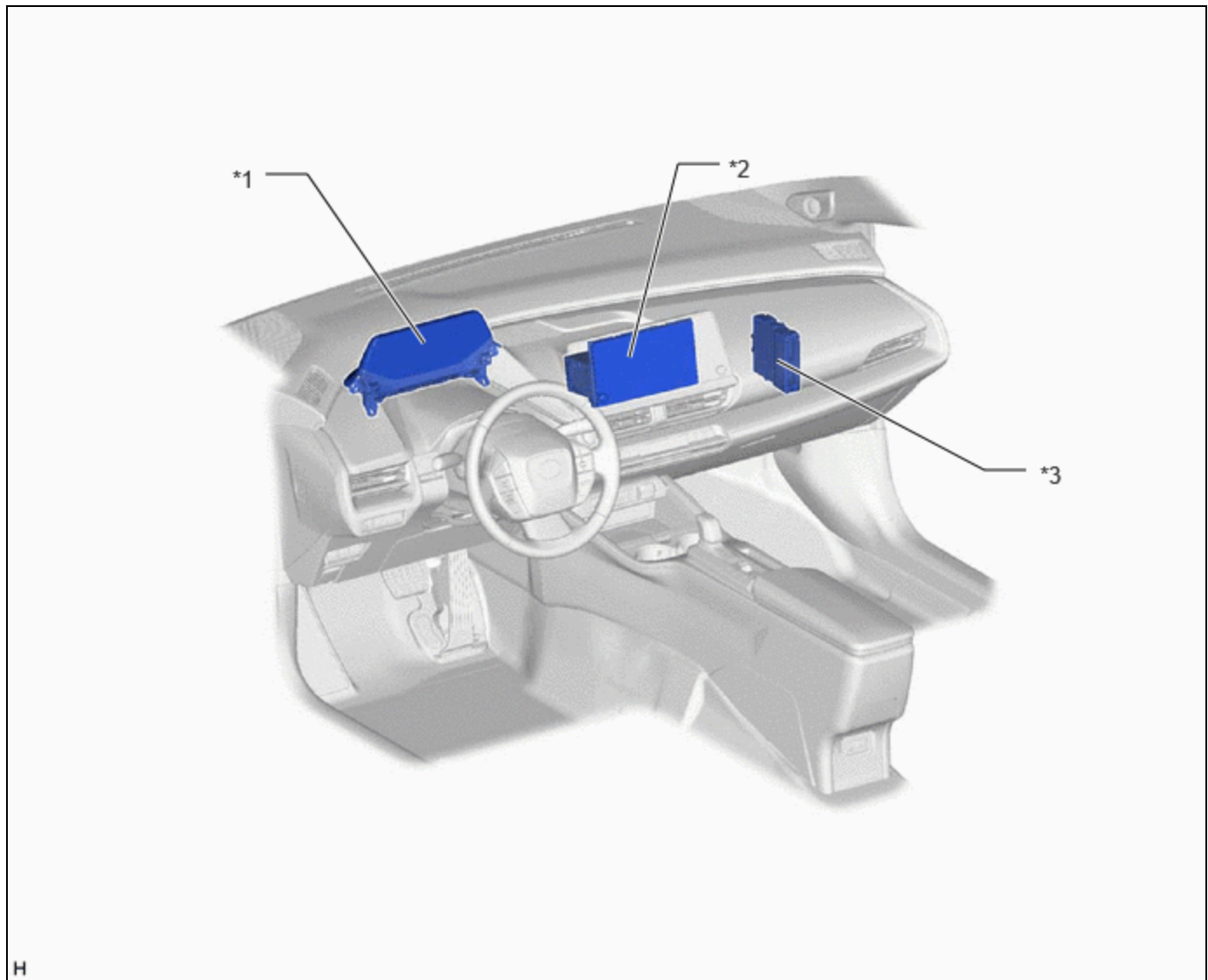
ILLUSTRATION



*1	NO. 1 ENGINE ROOM RELAY BLOCK AND NO. 1 JUNCTION BLOCK ASSEMBLY	*2	INVERTER WITH CONVERTER ASSEMBLY
*3	NO. 2 ENGINE ROOM RELAY BLOCK AND NO. 2 JUNCTION BLOCK	*4	BATTERY ECU ASSEMBLY

	ASSEMBLY		
*5	HV SUPPLY BATTERY ASSEMBLY	*6	NO. 1 TRACTION BATTERY DEVICE BOX
*7	FUSE BLOCK ASSEMBLY	*8	SMRB RELAY
*9	SMRG RELAY	*10	SYSTEM MAIN RESISTOR
*11	CHRG RELAY	*12	CHRP RELAY
*13	CHRB RELAY	*14	AC CHARGING FUSE (HIGH VOLTAGE FUSE)
*15	SOLAR CHARGING FUSE (HIGH VOLTAGE FUSE)	-	-

ILLUSTRATION



*1	COMBINATION METER ASSEMBLY	*2	RADIO AND DISPLAY RECEIVER ASSEMBLY
*3	HYBRID VEHICLE CONTROL ECU	-	-

