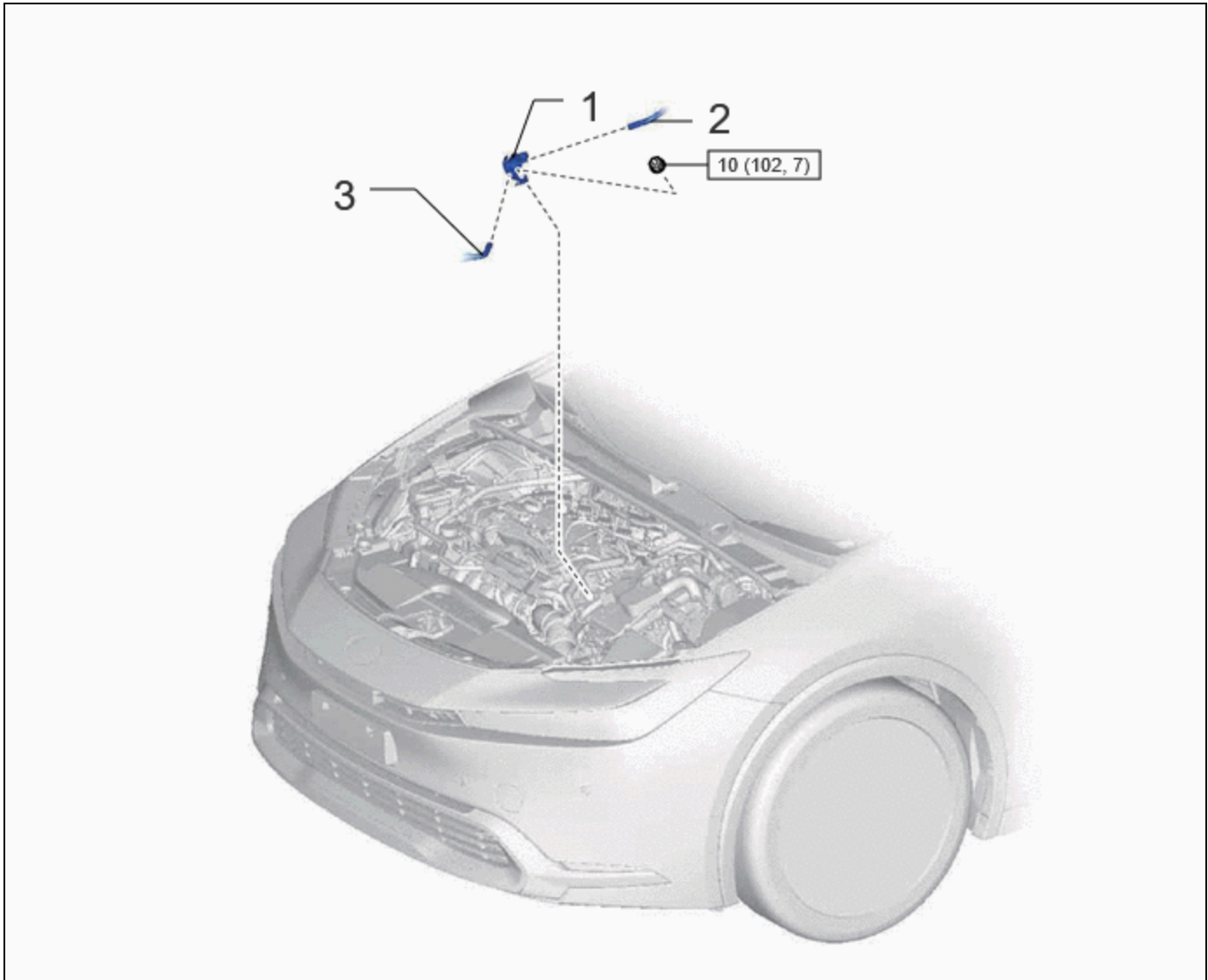





Last Modified: 12-04-2024	6.11:8.1.0	Doc ID: RM1000000029UW3
Model Year Start: 2023	Model: Prius Prime	Prod Date Range: [12/2022 -]
Title: M20A-FXS (EMISSION CONTROL): PURGE VALVE: INSTALLATION; 2023 - 2024 MY Prius Prius Prime [12/2022 -]		




INSTALLATION

CAUTION / NOTICE / HINT

COMPONENTS (INSTALLATION)



	PROCEDURE	PART NAME CODE			
1	PURGE VALVE (PURGE VSV)	25860	-	-	-
2	FUEL VAPOR FEED HOSE ASSEMBLY	23820	-	-	-

	PROCEDURE	PART NAME CODE			
3	NO. 2 FUEL VAPOR FEED HOSE	23827A	-	-	-

NOTICE:

When installing the fuel vapor feed hose, hold the purge valve body securely in place by hand.

PROCEDURE**1. INSTALL PURGE VALVE (PURGE VSV)**

Torque:

10 N·m {102 kgf·cm, 7 ft·lbf}

2. CONNECT FUEL VAPOR FEED HOSE ASSEMBLY**3. CONNECT NO. 2 FUEL VAPOR FEED HOSE**