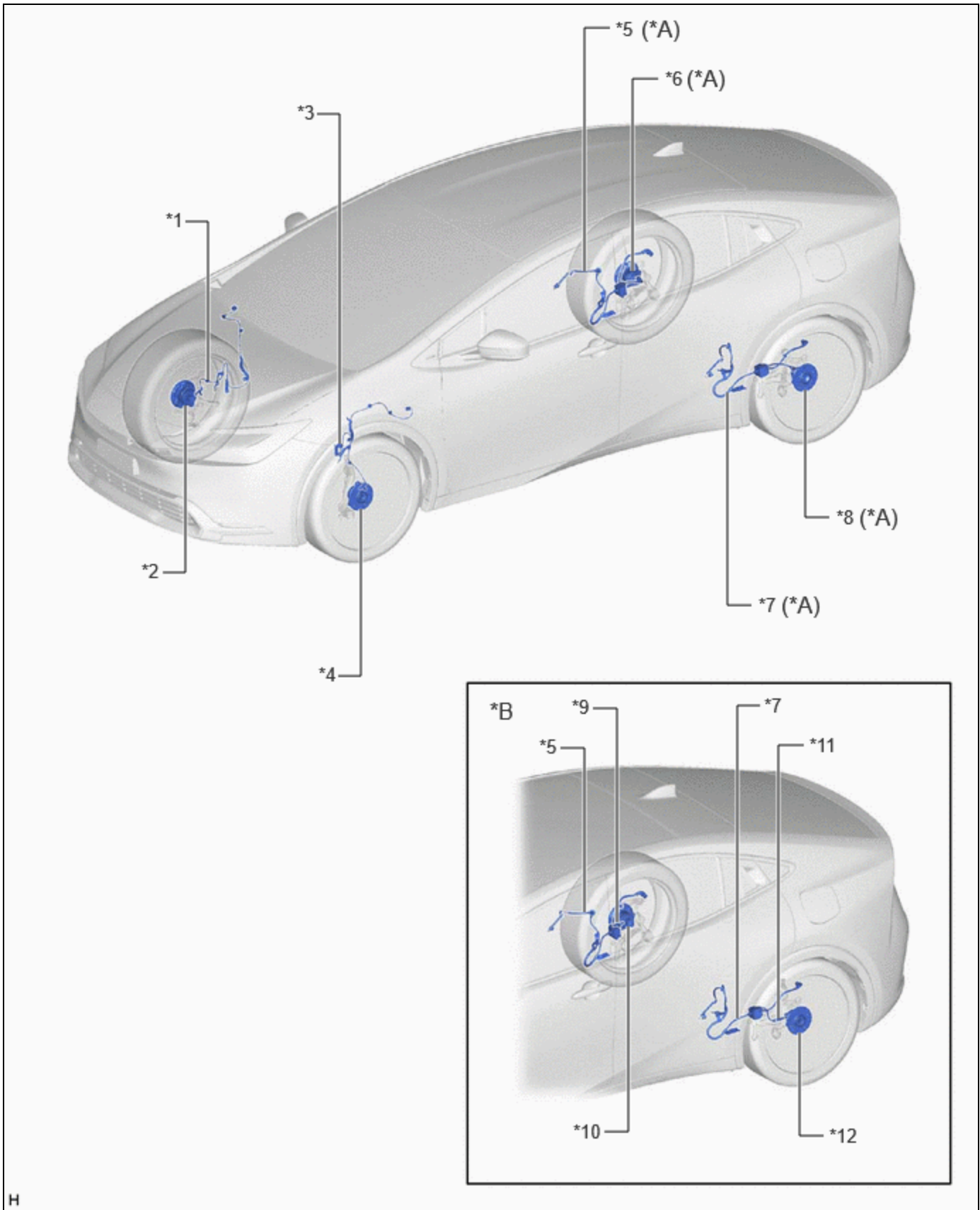


Last Modified: 12-04-2024	6.11:8.1.0	Doc ID: RM100000028X12
Model Year Start: 2023	Model: Prius Prime	Prod Date Range: [12/2022 -]
Title: BRAKE CONTROL / DYNAMIC CONTROL SYSTEMS: ELECTRONICALLY CONTROLLED BRAKE SYSTEM: PARTS LOCATION; 2023 - 2024 MY Prius Prius Prime [12/2022 -]		

[PARTS LOCATION](#)

[ILLUSTRATION](#)

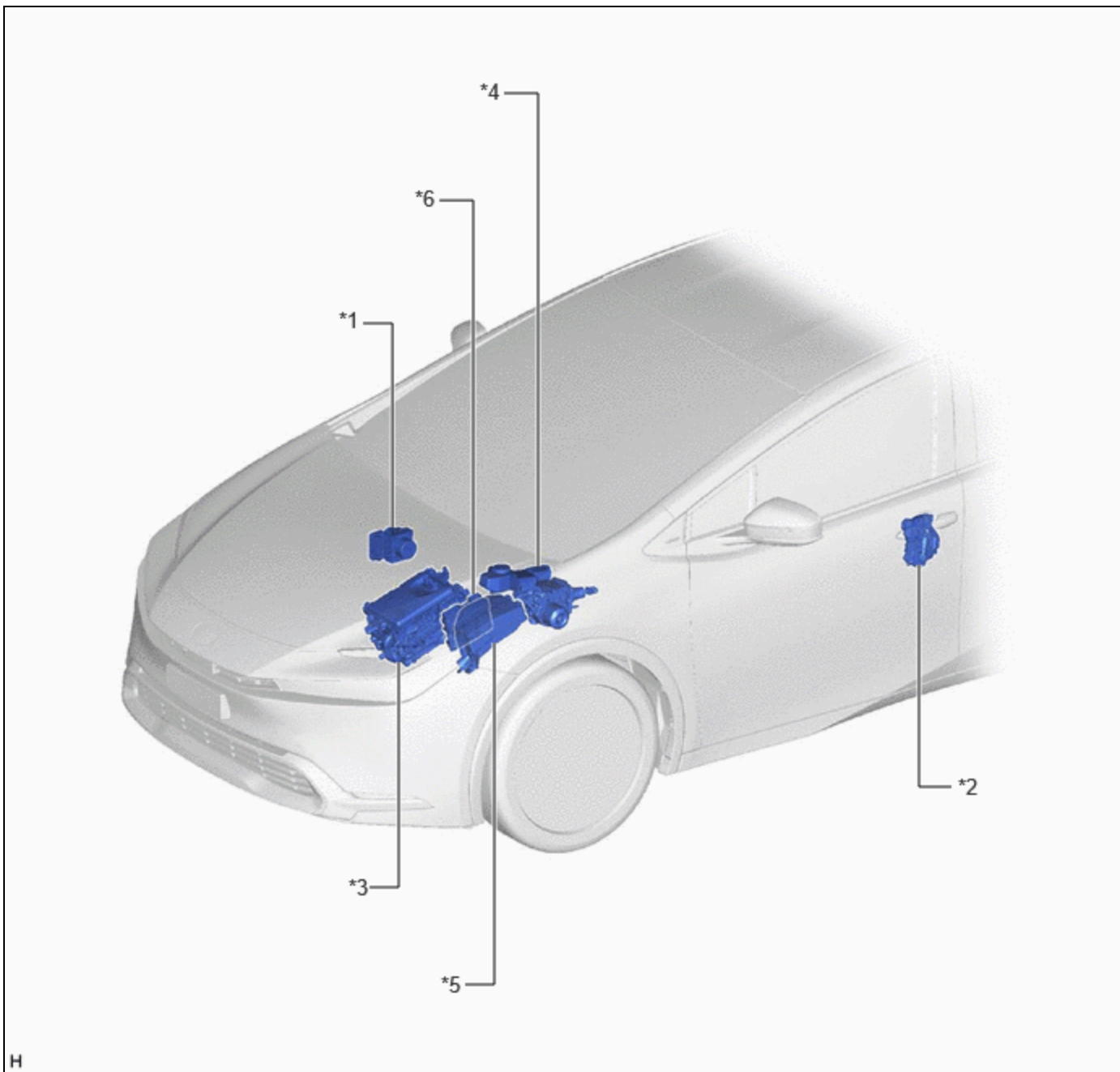


H

*A	for 2WD	*B	for AWD
*1	FRONT SPEED SENSOR RH	*2	FRONT AXLE HUB SUB-ASSEMBLY RH - FRONT SPEED SENSOR ROTOR RH
*3	FRONT SPEED SENSOR LH	*4	FRONT AXLE HUB SUB-ASSEMBLY LH - FRONT SPEED SENSOR ROTOR LH

*5	NO. 1 PARKING BRAKE WIRE ASSEMBLY - SKID CONTROL SENSOR WIRE RH	*6	REAR AXLE HUB AND BEARING ASSEMBLY RH - REAR SPEED SENSOR ROTOR RH - REAR SPEED SENSOR RH
*7	NO. 2 PARKING BRAKE WIRE ASSEMBLY - SKID CONTROL SENSOR WIRE LH	*8	REAR AXLE HUB AND BEARING ASSEMBLY LH - REAR SPEED SENSOR ROTOR LH - REAR SPEED SENSOR LH
*9	REAR SPEED SENSOR RH (REAR SKID CONTROL SENSOR RH)	*10	REAR AXLE HUB AND BEARING ASSEMBLY RH - REAR SPEED SENSOR ROTOR RH
*11	REAR SPEED SENSOR LH (REAR SKID CONTROL SENSOR LH)	*12	REAR AXLE HUB AND BEARING ASSEMBLY LH - REAR SPEED SENSOR ROTOR LH

ILLUSTRATION

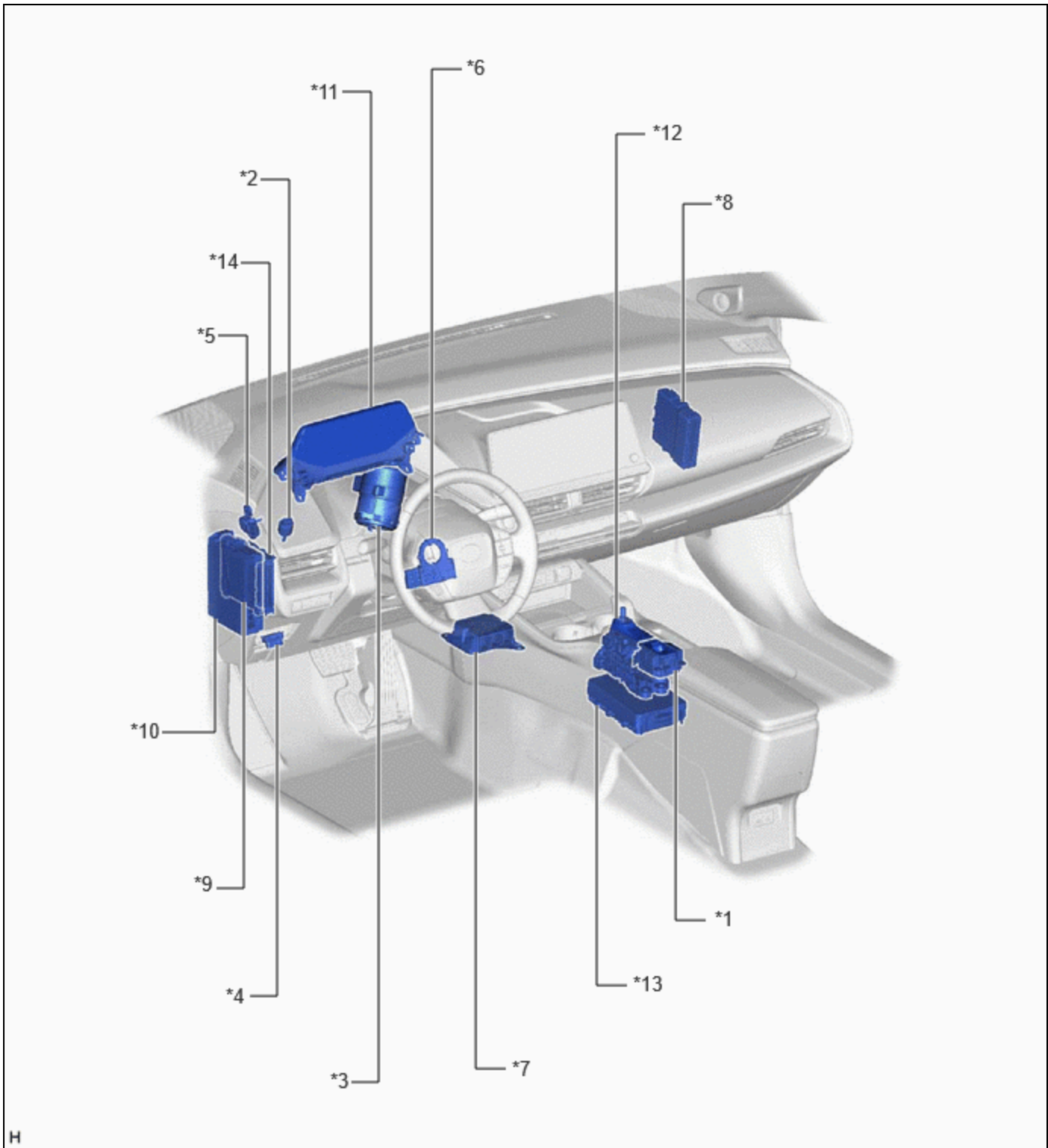


H

*1	BRAKE ACTUATOR ASSEMBLY - NO. 2 SKID CONTROL ECU	*2	FRONT DOOR LOCK WITH MOTOR ASSEMBLY (for Driver Side)
*3	INVERTER WITH CONVERTER ASSEMBLY	*4	BRAKE BOOSTER WITH MASTER CYLINDER ASSEMBLY - NO. 1 SKID CONTROL ECU - BRAKE ACTUATOR - BRAKE FLUID LEVEL WARNING SWITCH
*5	NO. 1 ENGINE ROOM RELAY BLOCK AND NO. 1 JUNCTION BLOCK ASSEMBLY - ABS MAIN FUSE - ABS MTR NO. 1 FUSE - ABS NO. 1 FUSE - ABS NO. 2 FUSE	*6	ECM

- ECU-IGP NO. 3 FUSE
- 2ND BATT FUSE

ILLUSTRATION



*1	ELECTRIC PARKING BRAKE SWITCH ASSEMBLY - VSC OFF SWITCH - BRAKE HOLD SWITCH	*2	STOP LIGHT SWITCH ASSEMBLY - STOP LIGHT CONTROL RELAY
*3	POWER STEERING ECU ASSEMBLY	*4	DLC3

*5	BRAKE PEDAL STROKE SENSOR ASSEMBLY	*6	STEERING ANGLE SENSOR
*7	AIRBAG ECU ASSEMBLY - YAW RATE SENSOR - ACCELERATION SENSOR	*8	HYBRID VEHICLE CONTROL ECU
*9	MAIN BODY ECU (MULTIPLEX NETWORK BODY ECU)	*10	POWER DISTRIBUTION BOX ASSEMBLY - ECU-IGR NO. 2 FUSE - ECU-IGR NO. 3 FUSE - A/BAG-IGR FUSE - ECU-DCC NO. 1 FUSE - STOP FUSE
*11	COMBINATION METER ASSEMBLY - ABS WARNING LIGHT - BRAKE SYSTEM WARNING LIGHT (RED INDICATOR) - BRAKE SYSTEM WARNING LIGHT (YELLOW INDICATOR) - SLIP INDICATOR LIGHT - VSC OFF INDICATOR LIGHT - BRAKE HOLD STANDBY INDICATOR LIGHT - BRAKE HOLD OPERATED INDICATOR LIGHT - MULTI-INFORMATION DISPLAY (TRACTION CONTROL TURNED OFF) - METER BUZZER	*12	TRANSMISSION FLOOR SHIFT ASSEMBLY - SHIFT CONTROL ECU
*13	INTEGRATION CONTROL SUPPLY	*14	CERTIFICATION ECU (SMART KEY ECU ASSEMBLY)

