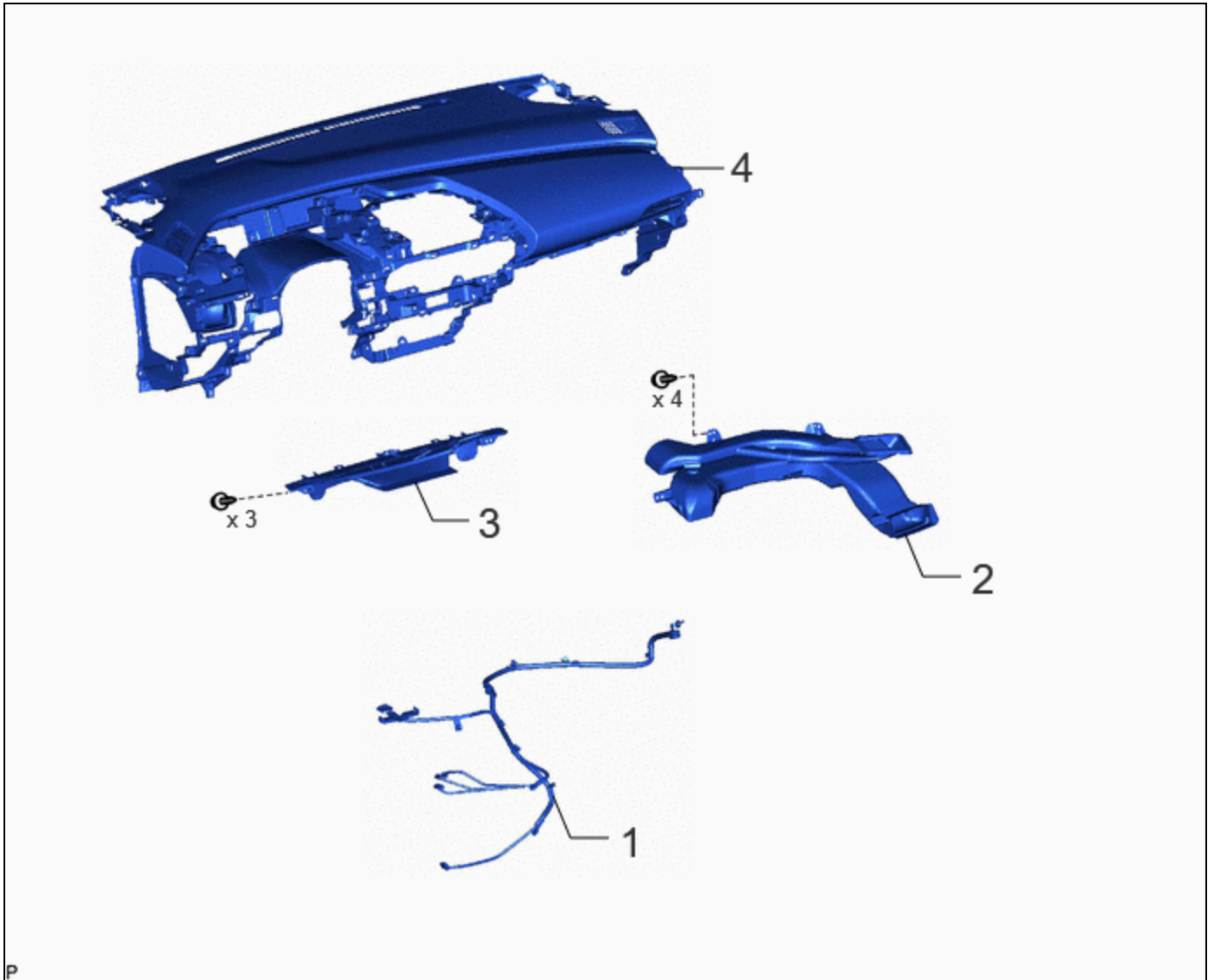





Last Modified: 12-04-2024	6.11:8.1.0	Doc ID: RM100000002962I
Model Year Start: 2023	Model: Prius Prime	Prod Date Range: [12/2022 -]
Title: AUDIO / VIDEO: RADIO ANTENNA CORD (for Instrument Panel): INSTALLATION; 2023 - 2024 MY Prius Prius Prime [12/2022 -]		




INSTALLATION

CAUTION / NOTICE / HINT

COMPONENTS (INSTALLATION)



	PROCEDURE	PART NAME CODE			
1	ANTENNA CORD SUB-ASSEMBLY	86101T	-	-	-
2	NO. 2 HEATER TO REGISTER DUCT SUB-ASSEMBLY	55085	-	-	-

	PROCEDURE	PART NAME CODE			
3	DEFROSTER NOZZLE ASSEMBLY	55950G	-	-	-
4	INSTRUMENT PANEL SAFETY PAD SUB-ASSEMBLY	-	-	-	-

PROCEDURE

- 1. INSTALL ANTENNA CORD SUB-ASSEMBLY**
- 2. INSTALL NO. 2 HEATER TO REGISTER DUCT SUB-ASSEMBLY**
- 3. INSTALL DEFROSTER NOZZLE ASSEMBLY**
- 4. INSTALL INSTRUMENT PANEL SAFETY PAD SUB-ASSEMBLY**

Click here [INFO](#)

