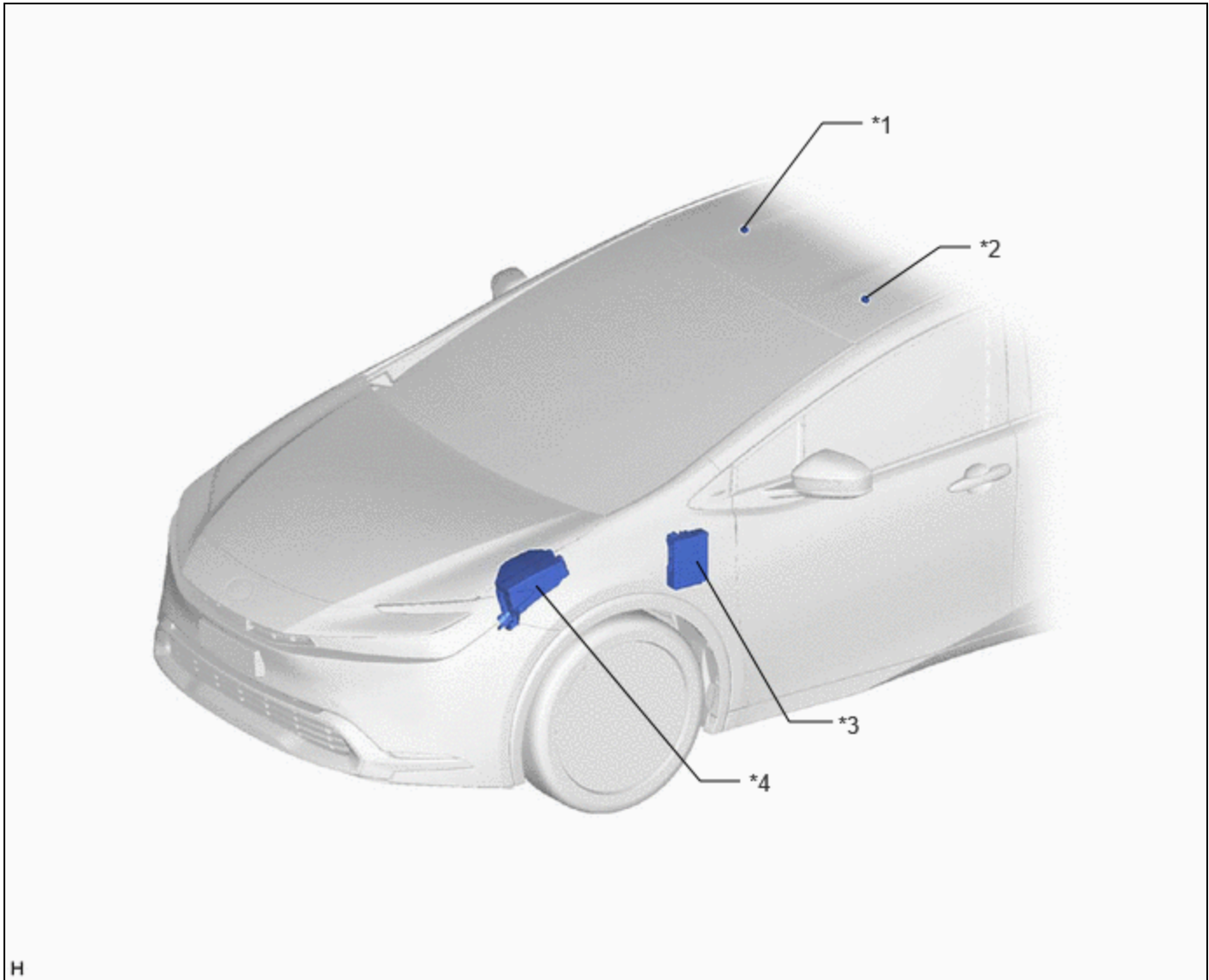


| | | |
|---------------------------------------------------------------------------------------------------------------------|---------------------------|--------------------------------------|
| Last Modified: 12-04-2024 | 6.11:8.1.0 | Doc ID: RM10000000291YK |
| Model Year Start: 2023 | Model: Prius Prime | Prod Date Range: [12/2022 -] |
| Title: AUDIO / VIDEO: AUDIO AND VISUAL SYSTEM: PARTS LOCATION; 2023 - 2024 MY Prius Prius Prime [12/2022 -] | | |

PARTS LOCATION

ILLUSTRATION

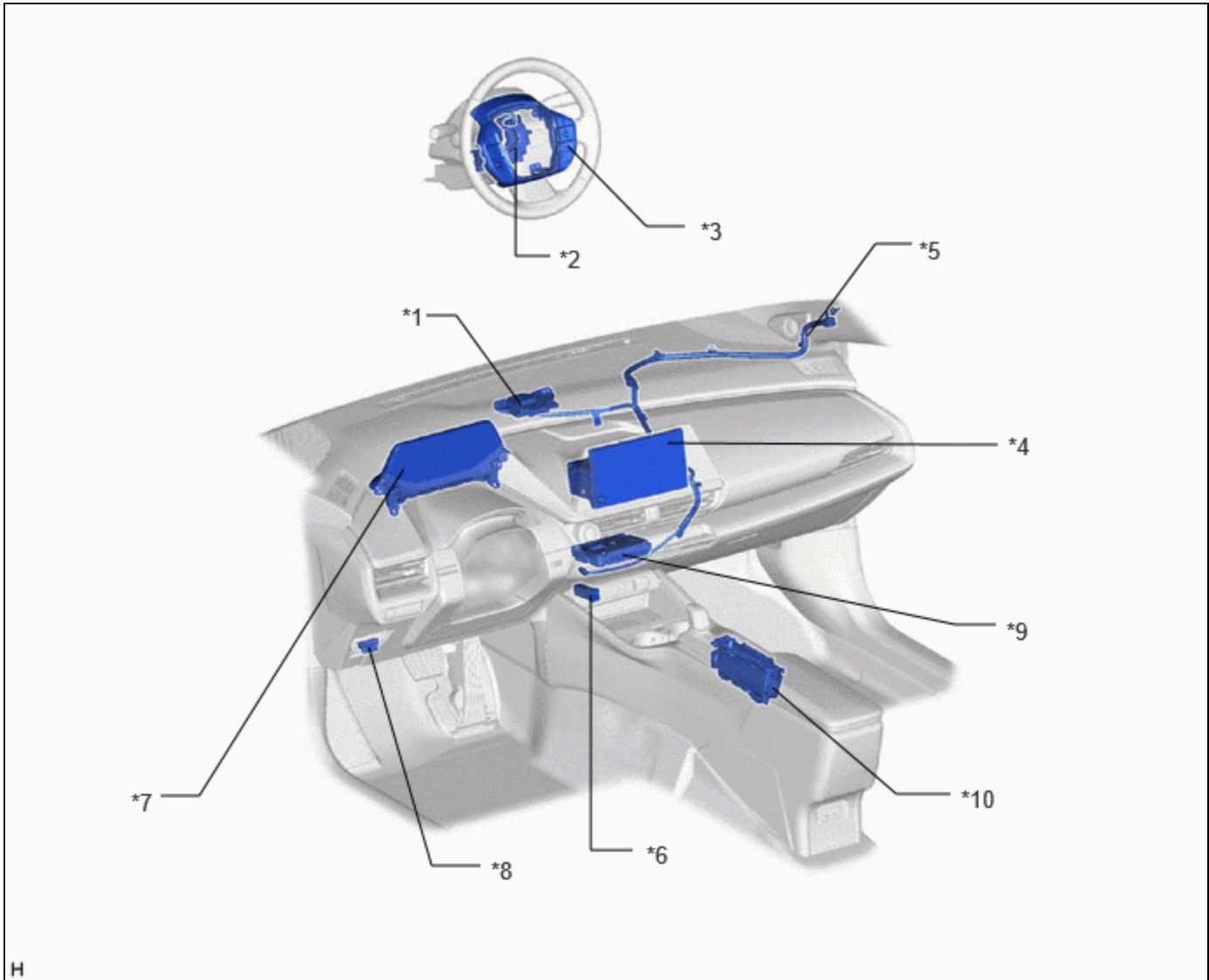


H

| | | | |
|----|----------------------------------------------------------------------------------------------------------------------------------------------------------|----|----------------------------------------------------------------------------------------------------------------------|
| *1 | TELEPHONE MICROPHONE ASSEMBLY RH | *2 | TELEPHONE MICROPHONE ASSEMBLY LH |
| *3 | POWER DISTRIBUTION BOX ASSEMBLY - RADIO FUSE - ECU-ACC FUSE - ECU-DCC NO. 2 FUSE - ECU-IGR NO. 4 FUSE - PANEL FUSE - METER-IGR FUSE | *4 | NO. 1 ENGINE ROOM RELAY BLOCK AND NO. 1 JUNCTION BLOCK ASSEMBLY - AMP NO. 1 FUSE (w/ "JBL" Sound System) |

- DCM FUSE
- ECU-TGR No. 3 FUSE

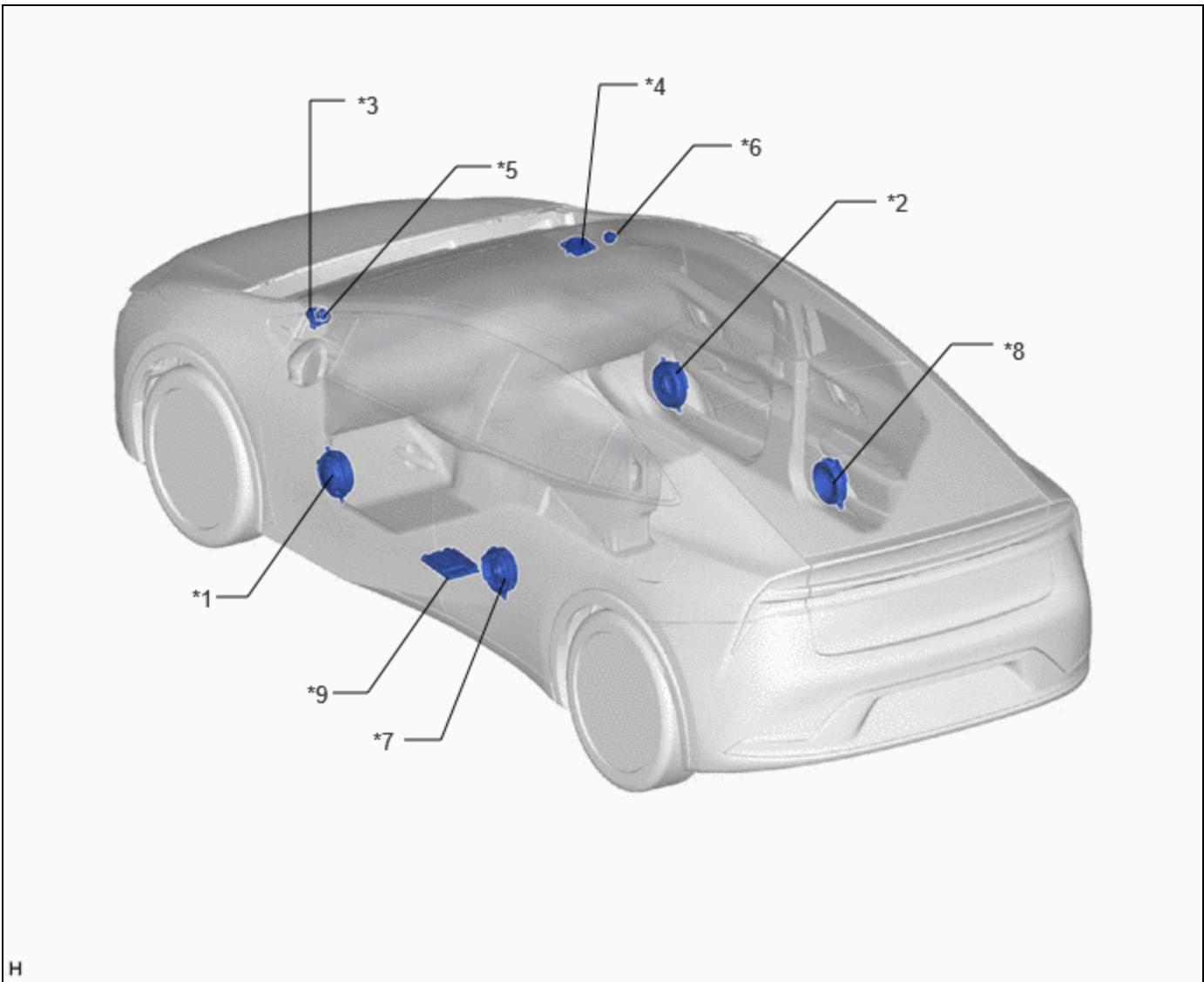
ILLUSTRATION



H

| | | | |
|----|-----------------------------------------------------|-----|----------------------------------------------------------------------|
| *1 | NAVIGATION ANTENNA ASSEMBLY - GPS | *2 | SPIRAL CABLE SUB-ASSEMBLY |
| *3 | STEERING PAD SWITCH ASSEMBLY | *4 | RADIO AND DISPLAY RECEIVER ASSEMBLY |
| *5 | ANTENNA CORD SUB-ASSEMBLY (for Instrument Panel) | *6 | NO. 1 STEREO JACK ADAPTER ASSEMBLY |
| *7 | COMBINATION METER ASSEMBLY | *8 | DLC3 |
| *9 | DCM (TELEMATICS TRANSCEIVER) (w/ Telematics System) | *10 | MOBILE WIRELESS CHARGER CRADLE ASSEMBLY (w/ Wireless Charger System) |

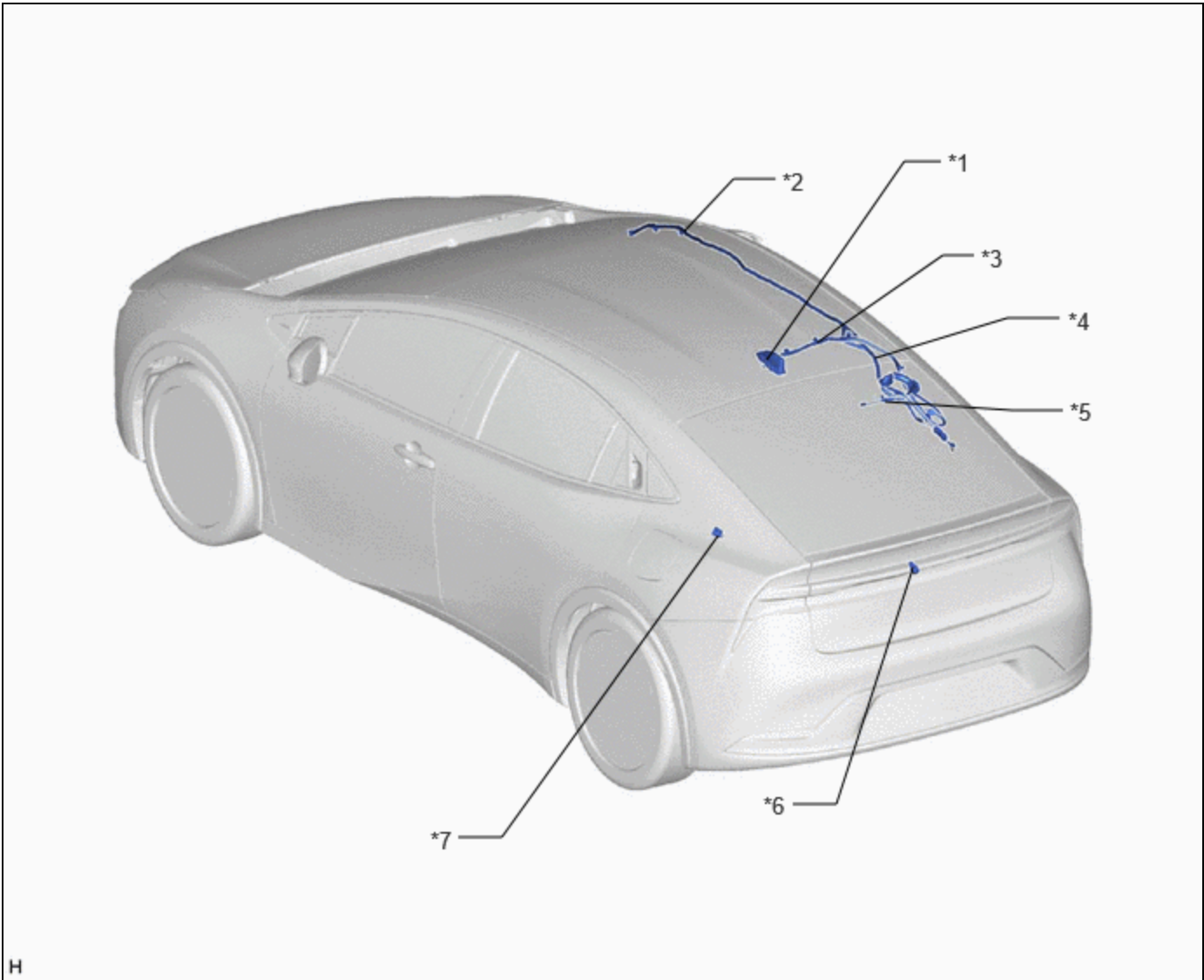
ILLUSTRATION



H

| | | | |
|----|-------------------------------------------------------------|----|---------------------------------------------------------|
| *1 | FRONT NO. 1 SPEAKER ASSEMBLY LH | *2 | FRONT NO. 1 SPEAKER ASSEMBLY RH |
| *3 | FRONT NO. 3 SPEAKER ASSEMBLY LH | *4 | FRONT NO. 3 SPEAKER ASSEMBLY RH |
| *5 | FRONT NO. 2 SPEAKER ASSEMBLY LH (w/ "JBL" Sound System) | *6 | FRONT NO. 2 SPEAKER ASSEMBLY RH (w/ "JBL" Sound System) |
| *7 | REAR SPEAKER ASSEMBLY LH | *8 | REAR SPEAKER ASSEMBLY RH |
| *9 | STEREO COMPONENT AMPLIFIER ASSEMBLY (w/ "JBL" Sound System) | - | - |

ILLUSTRATION



H

| | | | |
|----|------------------------------------------------------------------|----|---------------------------------|
| *1 | ROOF ANTENNA ASSEMBLY - SiriusXM (w/ SXM Function) - AM/FM | *2 | No. 3 ANTENNA CORD SUB-ASSEMBLY |
| *3 | ANTENNA CORD SUB-ASSEMBLY (for Roof) | *4 | No. 4 ANTENNA CORD SUB-ASSEMBLY |
| *5 | NO. 1 AMPLIFIER ANTENNA ASSEMBLY - FM SUB | *6 | REAR TELEVISION CAMERA ASSEMBLY |
| *7 | RADIO SETTING CONDENSER | - | - |

