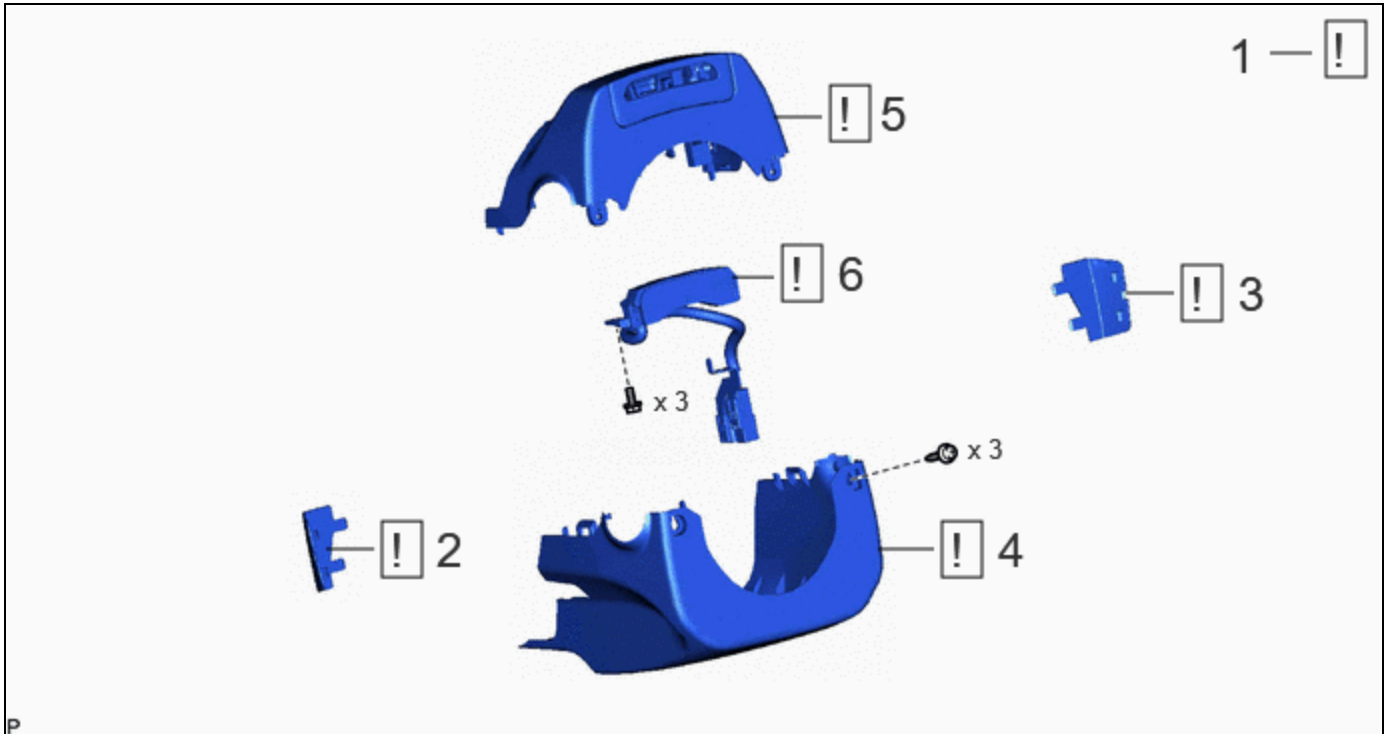


Last Modified: 12-04-2024	6.11:8.1.0	Doc ID: RM100000002AL02
Model Year Start: 2023	Model: Prius Prime	Prod Date Range: [03/2023 -]
Title: ADVANCED DRIVER ASSISTANCE SYSTEM: DRIVER MONITOR CAMERA: REMOVAL; 2023 - 2024 MY Prius Prius Prime [03/2023 -]		

REMOVAL

CAUTION / NOTICE / HINT

COMPONENTS (REMOVAL)



PROCEDURE		PART NAME CODE			
1	STEERING WHEEL POSITION	-	INFO	-	-
2	NO. 3 STEERING WHEEL LOWER COVER	45187	INFO	-	-
3	NO. 2 STEERING WHEEL LOWER COVER	45186	INFO	-	-
4	LOWER STEERING COLUMN COVER	45287	INFO	-	-
5	UPPER STEERING COLUMN COVER	45286B	INFO	-	-
6	DRIVER MONITOR CAMERA	86471	INFO	-	-

PROCEDURE

1. STEERING WHEEL POSITION

	Click here INFO
---	---------------------------------


2. REMOVE NO. 3 STEERING WHEEL LOWER COVER

	Click here INFO
---	---------------------------------


3. REMOVE NO. 2 STEERING WHEEL LOWER COVER

(a) Use the same procedure as for the No. 3 steering wheel lower cover.


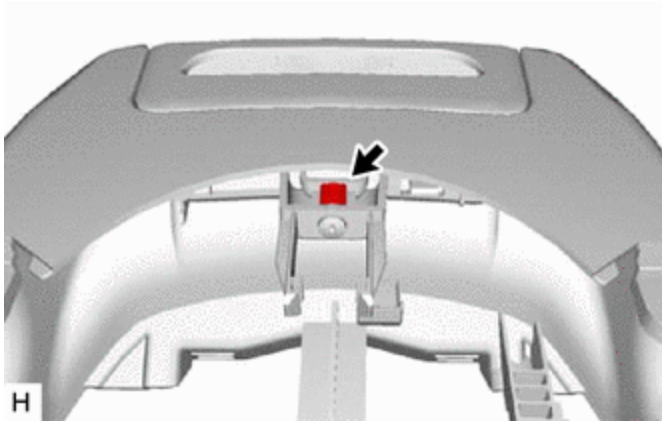
4. REMOVE LOWER STEERING COLUMN COVER

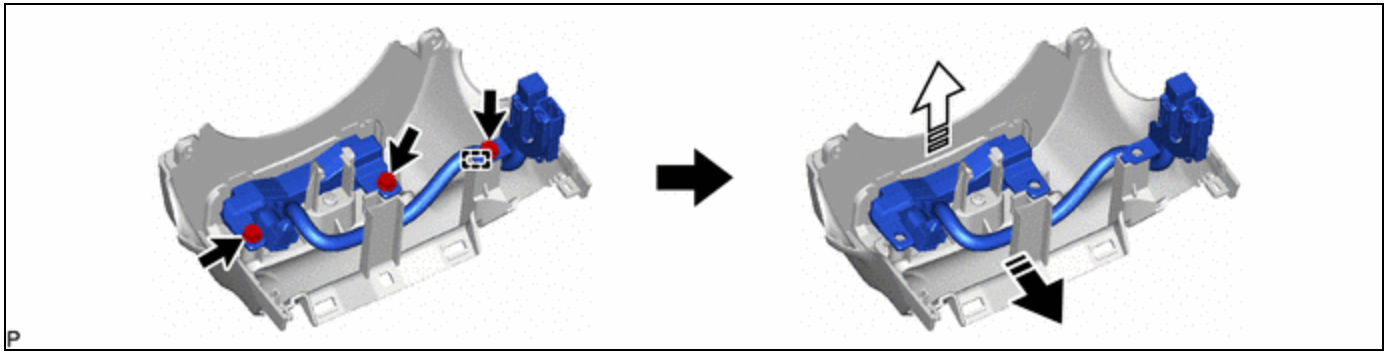
	Click here INFO
---	---------------------------------



5. REMOVE UPPER STEERING COLUMN COVER

	Click here INFO
--	---------------------------------

6. REMOVE DRIVER MONITOR CAMERA

	<p>NOTICE:</p> <p>As there is a possibility of the upper steering column cover cracking, do not apply oil, grease, etc., at the position shown in the illustration.</p>  <p>H</p>
---	---



	Remove in this Direction (1)		Remove in this Direction (2)
---	------------------------------	---	------------------------------

