

Last Modified: 12-04-2024	6.11:8.1.0	Doc ID: RM10000002BKEA
Model Year Start: 2023	Model: Prius Prime	Prod Date Range: [03/2023 -]
Title: ADVANCED DRIVER ASSISTANCE SYSTEM: MILLIMETER WAVE RADAR SENSOR: REMOVAL; 2023 - 2024 MY Prius Prius Prime [03/2023 -]		

REMOVAL

CAUTION / NOTICE / HINT

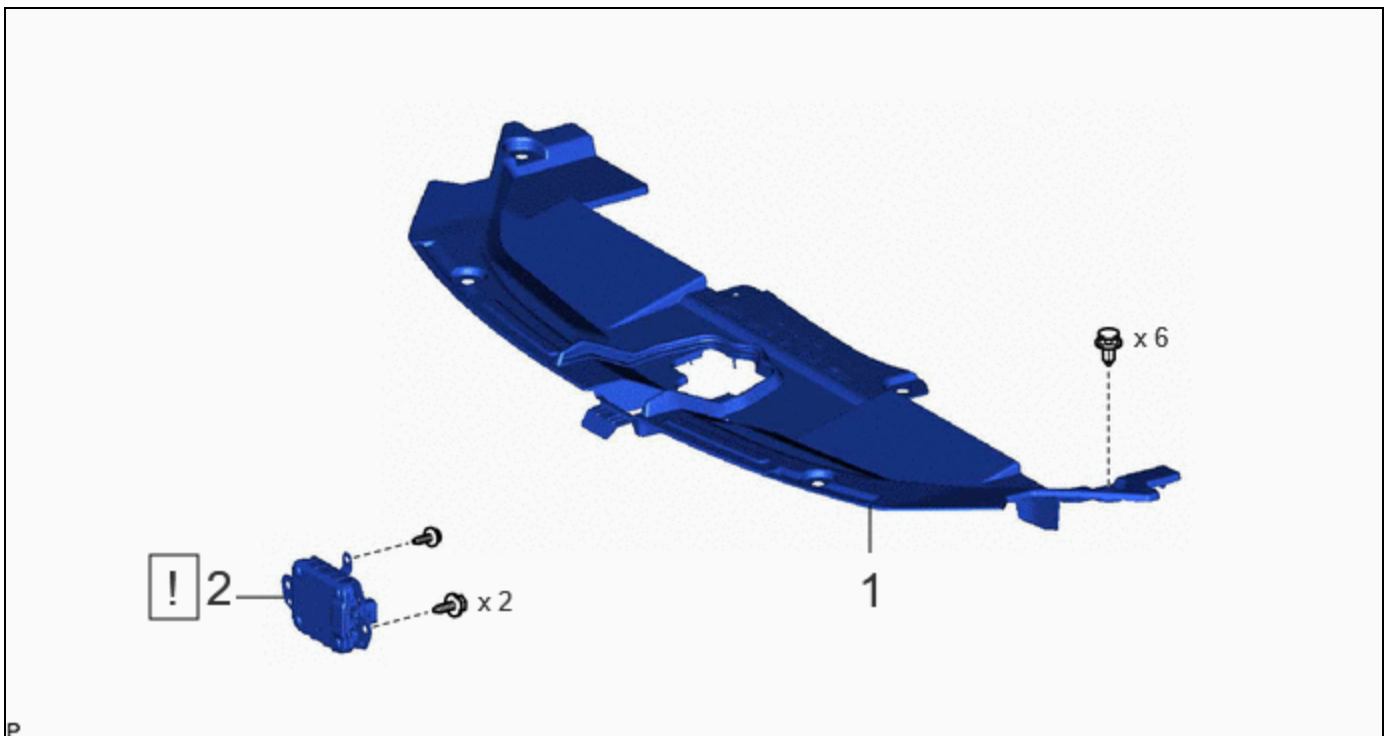
The necessary procedures (adjustment, calibration, initialization or registration) that must be performed after parts are removed and installed, or replaced during millimeter wave radar sensor assembly removal/installation are shown below.




Necessary Procedures After Parts Removed/Installed/Replaced

REPLACED PART OR PERFORMED PROCEDURE	NECESSARY PROCEDURES	EFFECT/INOPERATIVE FUNCTION WHEN NECESSARY PROCEDURES ARE NOT PERFORMED	LINK
Millimeter wave radar sensor assembly	Adjust millimeter wave radar sensor assembly	<ul style="list-style-type: none"> • Front Camera System • Front Radar Sensor System • Automatic High Beam System • Traffic Jam Assist System 	Triangle Target: INFO Flat Surface Target: INFO Driving Adjustment: INFO

CAUTION / NOTICE / HINT

COMPONENTS (REMOVAL)



PROCEDURE		PART NAME CODE			
1	RADIATOR SUPPORT OPENING COVER	53289A	-	-	-
2	MILLIMETER WAVE RADAR SENSOR ASSEMBLY	88211B	INFO	-	-

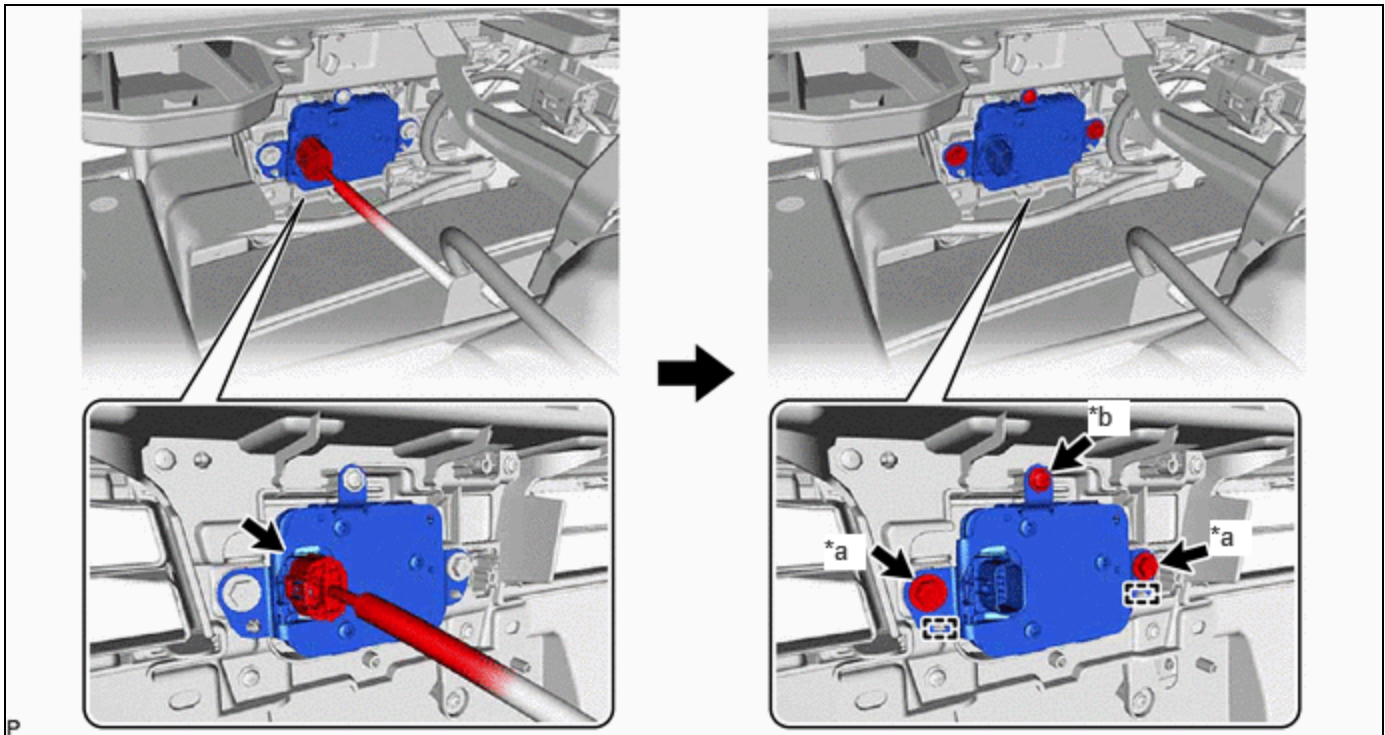
PROCEDURE

1. REMOVE RADIATOR SUPPORT OPENING COVER

Click here [INFO](#)

2. REMOVE MILLIMETER WAVE RADAR SENSOR ASSEMBLY

	<p>NOTICE:</p> <p>Do not reuse the millimeter wave radar sensor assembly if it has been dropped or subjected to a severe impact.</p>
---	---



*a	Bolt	*b	Screw
----	------	----	-------

