



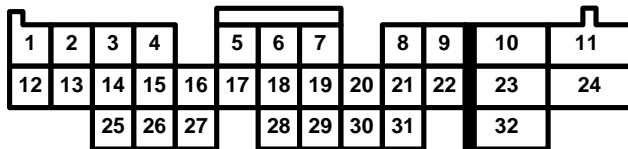
Connector Views

173. MCM

– Top front of battery module

Connector A

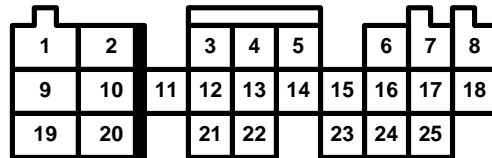
- Gray
- On IPU compartment wire harness



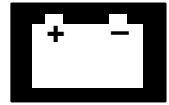
- | | |
|-------------------------|--------------------|
| 1 — | 17 — |
| 2 LT GRN (FSC) | 18 RED/WHT (WARN) |
| 3 BLK/YEL (MAMODE2) | 19 — |
| 4 YEL/RED (MOTSTB) | 20 — |
| 5 — | 21 BLU/BLK (CNT) |
| 6 YEL/BLK (PDUFAN) | 22 — |
| 7 WHT (PDUFANH) | 23 BLK (PG2) |
| 8 GRY/RED (PRE) | 24 BRN/YEL (LG1) |
| 9 BLK/YEL (IG1) | 25 BRN (SCS) |
| 10 BLK (PG1) | 26 — |
| 11 PNK/BLU (IGA1) | 27 GRN/BLK (DVINH) |
| 12 — | 28 — |
| 13 GRN/WHT (FOT) | 29 — |
| 14 LT GRN/RED (ABSBUSY) | 30 — |
| 15 BLU/WHT (MOTFSB) | 31 — |
| 16 BLU/RED (MOTFSA) | 32 — |

Connector B

- Gray
- On IPU compartment wire harness



- | | |
|-------------------|-------------------|
| 1 PNK/BLU (IGA2) | 14 BLU/RED (TD) |
| 2 YEL/BLK (IGHLD) | 15 — |
| 3 — | 16 ORN (VPIN) |
| 4 — | 17 — |
| 5 — | 18 YEL/BLK (IPIN) |
| 6 GRN (IWPH) | 19 RED/BLK (SG9) |
| 7 RED/BLU (IVPH) | 20 — |
| 8 WHT (IUPH) | 21 BRN (SG8) |
| 9 BRN/YEL (LG2) | 22 GRY (SG7) |
| 10 WHT/RED (VBU) | 23 BLU/ORN (SG6) |
| 11 — | 24 — |
| 12 — | 25 RED/YEL (SG4) |
| 13 YEL/BLU (TDV) | |



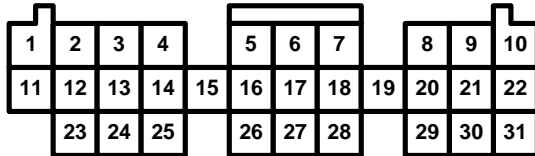
Connector Views

173. MCM

– Top front of battery module

Connector C

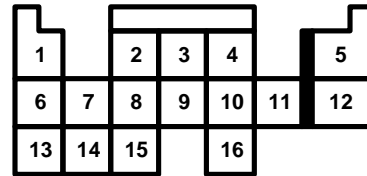
– Blue
– On IPU compartment wire harness



- | | |
|----------------------|---------------------|
| 1 BLU/YEL (ENGTRQ) | 17 YEL/RED (VL) |
| 2 BLU/BLK (CMDPWR) | 18 BLK/ORN (VH) |
| 3 — | 19 — |
| 4 BLU/WHT (VSS) | 20 LT BLU (TXD/RXD) |
| 5 YEL/BLK (ACTTRQ) | 21 WHT (BATTSCI2) |
| 6 LT GRN/RED (UL) | 22 ORN (BATTSC1) |
| 7 BLU/BLK (UH) | 23 — |
| 8 — | 24 GRN/WHT (VCC7) |
| 9 BLU/ORN (METSCI2) | 25 YEL (VCC6) |
| 10 WHT/BLU (METSCI1) | 26 YEL/BLU (VCC5) |
| 11 — | 27 GRY/RED (WL) |
| 12 RED/YEL (MAMODE1) | 28 BLK/YEL (WH) |
| 13 — | 29 GRN/BLK (VCC4) |
| 14 BLU (NEP) | 30 — |
| 15 — | 31 — |
| 16 PNK (QBAT) | |

Connector D

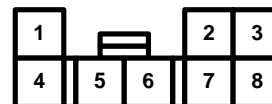
– Gray
– On IPU compartment wire harness



- | | |
|------------------|-------------------|
| 1 BLK (VCC1) | 9 — |
| 2 WHT (CMA) | 10 BLU (SG2) |
| 3 — | 11 — |
| 4 RED (SG1) | 12 — |
| 5 BLU/WHT (SG10) | 13 GRN/BLU (VCC3) |
| 6 YEL (VCC2) | 14 RED (VREF) |
| 7 — | 15 BRN (CMC) |
| 8 GRN (CMB) | 16 WHT (SG3) |

Connector E

– Gray
– On battery module sub-harness



- | | |
|--------------|--------------|
| 1 — | 5 — |
| 2 — | 6 — |
| 3 — | 7 — |
| 4 WHT (VHB-) | 8 RED (VHB+) |