



Connector Views

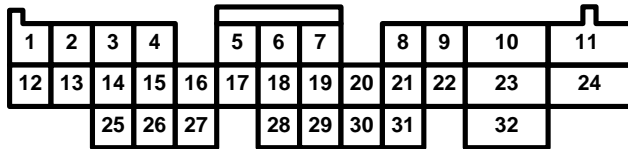
172. ECM

– Right side of floor

Connector A

– Gray

– On engine compartment wire harness

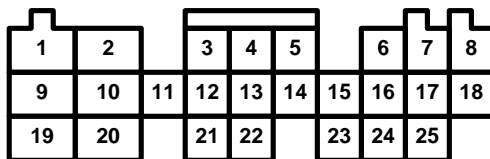


- | | |
|--|-----------------------------------|
| 1 BLU/WHT (STC) | 16 — |
| 2 BLK/YEL (ENGRDY) | 17 Climate control: RED (ACC) |
| 3 '00-'05: BLU (2WBS) | 18 GRN/ORN (MIL) |
| 4 LT GRN/RED (VSV) | 19 BLU (NEP) |
| 5 '05-'06 M/T: LT BLU (PBRK1) | 20 BLU/RED (FANC) |
| 6 '00-'05: RED/YEL (PCS) | 21 GRY (K-LINE) |
| 7 RED/YEL (DVCT) | 22 '05-'06 M/T: LT BLU (PBRK2) |
| 8 '05-'06: BLK (MRLY) | 23 BRN/YEL (HTRS) |
| 9 WHT/GRN (DVC) | 24 BLU/ORN (STS) |
| 10 WHT/RED (M/P MON) | 25 RED (IMOCD) |
| 11 ORN | 26 '05-'06: BLK/RED (IG1) |
| (Late Production '01: PO2HTCR)('02-'06: PO2HTCR) | 27 Climate control: BLU/BLK (ACS) |
| 12 PNK (IMOLMP) | 28 CVT: YEL/GRN (SLC) |
| 13 BLU/YEL (IMOEN) | 29 LT GRN (PTANK) |
| 14 Late Production '01; 02-'06: RED/WHT (WEN) | 30 GRN/RED (EL) |
| 15 GRN/YEL (IMOFPF) | 31 CVT: WHT (IDSSW) |
| | 32 GRN/WHT (BKSW) |

Connector B

– Gray

– On engine wire harness

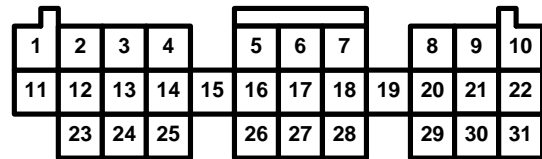


- | | |
|-----------------------|---------------------------|
| 1 YEL/BLK (IGP1) | 14 CVT: LT GRN (ATPNP) |
| 2 BLK (PG1) | M/T: RED (CLSW) |
| 3 RED (INJ2) | 15 RED/GRN (MTRTW) |
| 4 BLU (INJ3) | 16 CVT: PNK (ATPD) |
| 5 GRN (TIM) | M/T: RED/BLK (NTSW) |
| 6 CVT: WHT/RED (VREF) | 17 BRN (SCS) |
| 7 PNK (EGR) | 18 — |
| 8 — | 19 — |
| 9 YEL/BLK (IGP2) | 20 BRN/BLK (LG1) |
| 10 BLK (PG2) | 21 '00-'04: WHT/BLU (VBU) |
| 11 BRN (INJ1) | 22 BRN/BLK (LG2) |
| 12 GRN/YEL (VTS) | 23 BLK/BLU (IACV) |
| 13 — | 24 CVT: GRN/BLK (ATPR) |
| | M/T: GRN/BLK (RVSSW) |
| | 25 '06: RED/YEL (PCS) |

Connector C

– Blue

– On engine wire harness

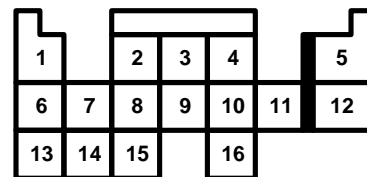


- | | |
|----------------------------------|---------------------------------|
| 1 '02-'06 M/T: BLK/WHT (TO2SHTC) | 16 '02-'06 M/T: WHT/RED (THO2S) |
| 2 '05-'06 M/T: BLK (SG3) | 17 RED/GRN (MAP) |
| 3 — | 18 GRN/BLK (SG2) |
| 4 WHT (IGPLS1) | 19 YEL/RED (VCC1) |
| 5 BLU/WHT (VSS) | 20 GRN (TDC1P) |
| 6 WHT/BLK (EGRP) | 21 RED (TDC1M) |
| 7 GRN/WHT (SG1) | 22 RED/BLU (KS) |
| 8 BLU (CKPP) | 23 '05-'06 M/T: RED/WHT (VCC3) |
| 9 WHT (CKPM) | 24 — |
| 10 BLU/BLK (VTM) | 25 RED/YEL (IAT) |
| 11 CVT: PNK (TMB) | 26 RED/WHT (ECT) |
| 12 BLK/WHT | 27 RED/BLK (TPS) |
| ('00, Early prod '01: SO2SHTC) | 28 YEL/BLU (VCC2) |
| (Late prod '01: SO2SHTC) | 29 YEL (TDC2P) |
| ('02-'06: SO2SHTC) | 30 BLK (TDC2M) |
| 13 WHT/GRN (IGPLS2) | 31 WHT/RED |
| 14 WHT/BLK (IGPLS3) | ('00, Early prod '01: SHO2S) |
| 15 CVT: GRY (TMA) | (Late prod '01: SHO2S) |
| M/T: WHT/RED (SIL) | ('02-'03: SHO2S) |

Connector D

– Gray

– On engine wire harness



- | | |
|----------------------------------|----------------------------------|
| 1 BLU/WHT (MOTFSB) | 9 — |
| 2 BLU/RED (MOTFSA) | 10 RED |
| 3 YEL/RED (MOTSTB) | ('00, Early prod '01: IP-, VS-) |
| 4 GRN | (Late prod '01: PHO2S-) |
| ('00; Early Production '01: IP+) | ('02-'06: PHO2S-) |
| (Late Production '01: PHO2S+) | 11 BLU |
| ('02-'06: PHO2S+) | ('00, Early prod '01: VS+) |
| 5 BLK/WHT | (Late prod '01: PO2SHTC+) |
| ('00, Early prod '01: PHO2SHTC) | ('02-'06: PO2SHTC+) |
| (Late prod '01: PHO2SHTC) | 12 '00 and Early Production '01: |
| ('02-'06: PHO2SHTC) | WHT (LABEL) |
| 6 RED/YEL (MAMOD1) | 13 PNK (QBATT) |
| 7 BLU (ENGTRQ) | 14 YEL (ACTTRQ) |
| 8 BLU/BLK (CMDPWR) | 15 WHT/RED (MAMOD2) |
| | 16 — |