



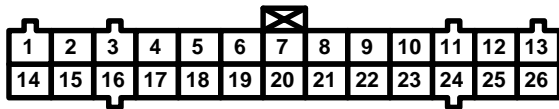
Connector Views

170. Voltage Converter Module

- Gray
- Left side of PCU

Connector A

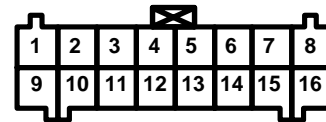
- On IPM (H/V) wire harness



- | | |
|-------------------|-------------------|
| 1 BLU/YEL (VGUP) | 14 BLK/YEL (VGUN) |
| 2 — | 15 — |
| 3 — | 16 — |
| 4 BLU/RED (VGVP) | 17 BLK/RED (VGVN) |
| 5 — | 18 — |
| 6 — | 19 — |
| 7 BLU/WHT (VGWP) | 20 BLK/WHT (VGWN) |
| 8 — | 21 — |
| 9 — | 22 — |
| 10 BLU/ORN (VGLP) | 23 BLK/ORN (VGLN) |
| 11 — | 24 GRY/BLU (VN) |
| 12 — | 25 — |
| 13 GRY/RED (VP) | 26 — |

Connector B

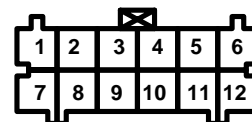
- On power converter wire harness



- | | |
|-----------------|--------------------|
| 1 RED/BLK (SG9) | 9 ORN (VPIN) |
| 2 RED (VREF) | 10 — |
| 3 PNK/BLU (IGA) | 11 BRN/YEL (GND) |
| 4 GRN/WHT (FOT) | 12 LT GRN (FSC) |
| 5 BLK/YEL (WH) | 13 GRY/RED (WL) |
| 6 BLK/ORN (VH) | 14 YEL/RED (VL) |
| 7 BLU/BLK (UH) | 15 LT GRN/RED (UL) |
| 8 BLU/RED (TD) | 16 BLU/WHT (SG10) |

Connector C

- On IPM (SIG) wire harness



- | | |
|-----------------|------------------|
| 1 BLU/RED (THA) | 7 BLU/WHT (THB) |
| 2 GRN/WHT (GWP) | 8 BRN/WHT (GWN) |
| 3 GRN/RED (GVP) | 9 BRN (GVN) |
| 4 GRN/YEL (GUP) | 10 BRN/YEL (GUN) |
| 5 ORN (FO) | 11 — |
| 6 WHT (VDD) | 12 BLK (VGG) |