

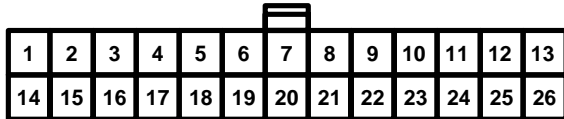
Connector Views

169. BCM Module

- Gray
- Top front of battery module

Connector A

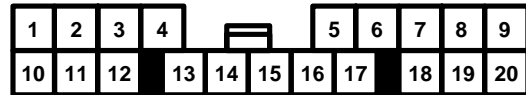
- On IPU compartment wire harness



- | | |
|-----------------------|-----------------------|
| 1 PNK/BLU (IGA2) | 14 BRN/YEL (LG2) |
| 2 PNK/BLU (IGA1) | 15 BRN/YEL (LG1) |
| 3 BLU/RED (IPWR (+)) | 16 LT GRN (IPWR (-)) |
| 4 RED/WHT (ISOC) | 17 — |
| 5 — | 18 — |
| 6 — | 19 — |
| 7 WHT (BATTSCI2) | 20 ORN (BATTSCI1) |
| 8 BLU/ORN (METSCI2) | 21 WHT/BLU (METSCI1) |
| 9 — | 22 — |
| 10 — | 23 — |
| 11 BLU/BLK (BATTFANL) | 24 BLU/YEL (BATTFANH) |
| 12 BLK (PG1) | 25 BLK (PG2) |
| 13 WHT/RED (VBU) | 26 — |

Connector C

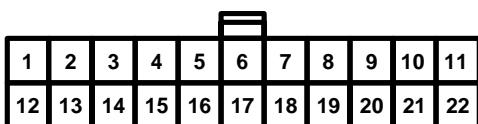
- On battery module sub-harness



- | | |
|------------------|-------------------|
| 1 — | 11 BLU (VHB10) |
| 2 — | 12 YEL (VHB9) |
| 3 — | 13 GRN/BLK (VHB8) |
| 4 — | 14 BLU/RED (VHB7) |
| 5 GRN/RED (VHB4) | 15 BLU/YEL (VHB6) |
| 6 — | 16 GRN/WHT (VHB5) |
| 7 BLK (VHB2) | 17 — |
| 8 — | 18 GRN (VHB3) |
| 9 RED (VHB0) | 19 — |
| 10 WHT (VHB11) | 20 GRN/YEL (VHB1) |

Connector B

- On battery module sub-harness



- | | |
|----------------|-------------------|
| 1 — | 12 BLK (TBATT SG) |
| 2 — | 13 — |
| 3 — | 14 — |
| 4 — | 15 — |
| 5 — | 16 — |
| 6 — | 17 — |
| 7 — | 18 — |
| 8 WHT (TBATT3) | 19 BLU (TBATT4) |
| 9 YEL (TBATT1) | 20 GRN (TBATT2) |
| 10 — | 21 — |
| 11 RED (PTC+) | 22 BLK (PTC-) |