

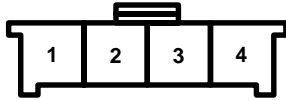


Connector Views

108. C101

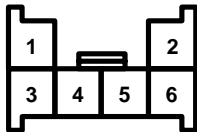
- Gray
- Under middle of dash
- Connects engine wire harness to engine compartment wire harness

'00-'04 M/T:



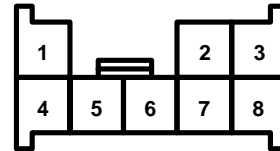
- | | |
|--|-------------------------|
| 1 RED/YEL
(EVAP system) | 3 YEL/BLK (Circuit D04) |
| 2 Male – GRN
Female – BLU/RED
(Fans) | 4 BLK (G101) |

'05-'06 M/T:



- | | |
|--|--|
| 1 BLK (PGM-FI system) | 5 YEL/BLK (Circuit D04) |
| 2 RED/WHT
(PGM-FI system) | 6 Male – BLK
Female – —
(Not used) |
| 3 '05: RED/YEL
(EVAP system) | |
| 4 Male – GRN
Female – BLU/RED
(Fans) | |

CVT:



- | |
|---|
| 1 BLU/WHT (CVT controls) |
| 2 BLK (G101) |
| 3 — |
| 4 WHT/RED (CVT controls) |
| 5 Male – GRN/BLK
Female – WHT
(Circuit M34) |
| 6 Male – GRN
Female – BLU/RED
(Fans) |
| 7 YEL/BLK (Circuit D04) |
| 8 '00-'05: RED/YEL (EVAP system) |